

## Shape up the head support - only once! Ability Based Seating™

### A Soft support that adapts itself

A head support should be where it is needed, which will vary between activity and rest. But the seated position is not only changed through the wheelchair adjustments. Also, the user may intentionally or unintentionally change position. Consequently, the head support adjustment is a challenge. It should be accessible and comfortable when needed, in whatever the seating position. As well as requirements for shape, support and adaptability, a head support must also fulfill the requirements of a crash test.



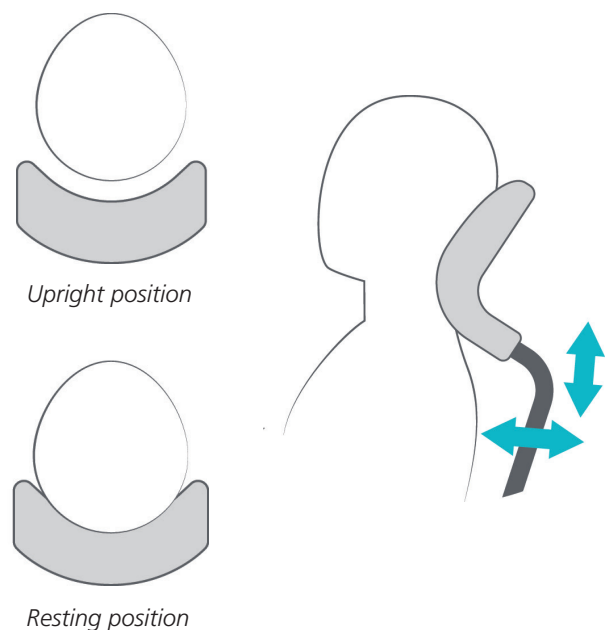
## Living should be soft

Etac Prio has a unique head support which we call 'Soft'. It remains comfortable whatever seating position. How is this possible? 'Soft' is soft and shaped for the skull base. This means that the user's head sinks into the head support and moulds to the desired shape. If the user moves a little, sideways or slides forward, the soft head support adapts itself to the user's position.



## Adjustment of 'Soft' head support in height and depth

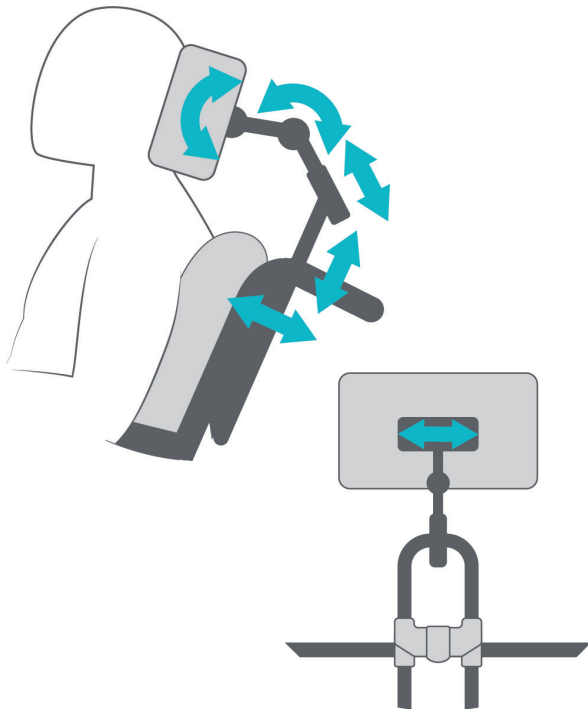
- Before you start, check that the user is properly positioned in the seat. The back support straps shall provide sufficient support for the pelvis and space for the trunk and upper back.
- For most users, the back support should be adjusted up to the user's shoulders. The head support adjustment is, if possible, done with the user sitting in an upright position.
- Adjust the height so that Soft fits to the users neck. The head movements are controlled by the two uppermost vertebrae. Therefore the neck must be supported, so that the neck muscles can relax.
- Adjust the depth so there is 1-1½ cm distance to the head when the user is sitting upright. This gives the user freedom to move the head. When resting, the head can sink into the head support.
- Also check that the head support adjustment is functional in the most frequently used resting position.



*If the user has severe kyphosis, we recommend the multi adjustable head support.*

## Traditional head support - with multi functional adjustments options

For users with complex positioning demands which require additional adjustments of depth and height, we have a multi functional head support which you may recognise from Etac Cross. But we have given this head support a little tender loving care. The lower edge around the neck has been rounded and the seam moved. We have also made the size and contour more generous and switched to a softer foam. As standard, there is now lateral adjustment as well as adjustment of depth, height and angle.

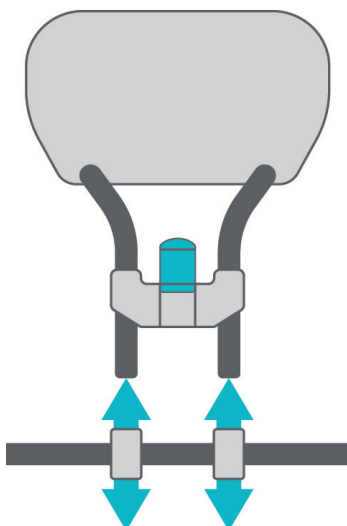


*Sidojustering görs på  
baksidan av huvudstödsdynan.*



## Memory function for height adjustment

Both head support options have a memory function which separates height adjustment from the attach/remove function. The head support is easy to remove with a spring latch, and is always replaced into the correct position. The height is adjusted by means of wing nuts on the spring latch.





## Crashed for safety

Prio is crash-tested and approved with the head support, which is the most critical component.

To make Prio more compact for transportation in a luggage compartment, the back support can easily be folded by loosening the pin on the lower side of the seat. No tools are required. If the head support needs to be removed, the memory function ensures that it is replaced at the correct height.

**In our next newsletter...** you can read about Prio's totally unique 3D back support system. Here, at last, we can talk about sitting in depth. Perfect when the body takes its own way...



Ability<sup>™</sup>  
Based  
Seating