



Integrated Charger

molift[®]
by Etac

Accessory Mobile Lifters

BM03201 Rev B 2023-06-19

Integrated Charger

The lifter can be charged without removing the battery from lifter with integrated charger. It can be factory mounted as an accessory to all Molift mobile lifters.

Charging

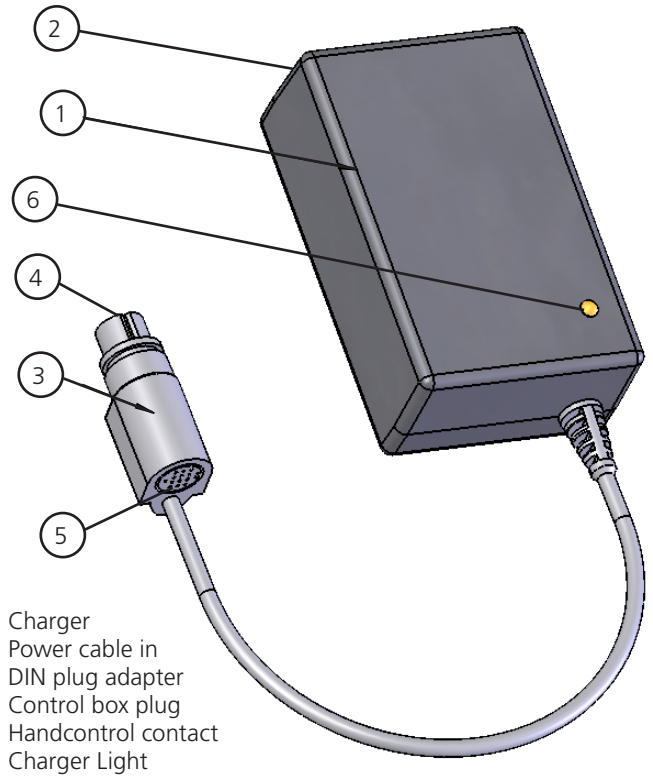
Only Power cable should be disconnected from either wall power socket or from the charger when the lifter is not charging. Do not disconnect DIN plug adapter. If it is disconnected, make sure it is reconnected careful and correctly.

Charger Light


When the charger is connected to a power source such as a wall socket, the charger light will illuminate.

Description of charger light:

Charger light	Mode
Yellow	Ready for use, no battery connected
Yellow	Initialization
Red	Fast Charge
Green/Yellow	Top-off charge
Green	Trickle charge
Red/Green	Error




Integrated charger on lifters



Mover 205
Mover 300
Partner 255



Mover 180
Smart 150



Quick Raiser 1
Quick Raiser 2
Quick Raiser 2+



UK REP

Etac Ltd.

Unit 60, Hartlebury Trading Estate,
Hartlebury, Kidderminster,
Worcestershire, DY10 4JB
+44 121 561 2222




CH REP

Promefa AG

Kasernenstrasse 3A
8184 Bachenbülach, CH
+41 44 872 97 79



Etac Supply Center AB
Långgatan 12
SE-334 33 Anderstorp

 +46 371 58 73 00
 info@etac.com
 www.etac.com

etac[®]
Creating Possibilities