


Molift Quattro Levelling feet


Quick Guide / Kortguide

molift[®]
a part of Etac


SI22001 Rev. A 2018-02-15



Assemble in correct order according to the photo above.



Adjust the plastic plug to the desired height.



Turn the nut all the way up to fasten the plastic plug in the desired height. Mount the levelling feet into the feet of the Molift Quattro



Read the user manual before using the Molift Quattro



Use a spirit level to make sure the Molift Quattro is level