



KLAXON

Klaxon Twist

Ultimate in rear add-on devices

Twist

Klaxon Twist is the ultimate in rear add-on mobility solution, offering unmatched versatility with five unique configurations. Whether mounted at the rear or front of your wheelchair, and with user or caregiver controls, Twist adapts effortlessly to your needs. From everyday tasks to exciting adventures, Twist delivers freedom, independence, and seamless connectivity.



Redefining possibilities every day

Twist brings freedom and ease to your everyday life, making even the simplest tasks more enjoyable. Whether you're navigating tight spaces at home, running errands, or heading out on an adventure, the Twist is your perfect mobility partner.

Klaxon linking system connects effortlessly to almost every wheelchair – rigid or foldable – giving you the flexibility to move through your day with ease. Compact, lightweight, and travel-friendly, the Twist can be easily packed in its dedicated bag, making it ideal for commutes, holidays, or simply a trip to the park.

With the Twist, everyday mobility is transformed.



Klaxon® linking systems

Rear mounting



Rear linking system for rigid wheelchair

The system allows the Twist to be connected to the wheelchair in seconds, even by the user themselves in manual or automatic mode. Its special configuration allows the wheelchair to be wheeled up, by the user or the caregiver, in order to overcome obstacles.



Rear linking system for folding wheelchair

Klaxon has developed a kit especially designed for folding wheelchairs that can be easily installed and removed in seconds. Its special configuration allows the wheelchair to be wheeled up, by the user or the caregiver, in order to overcome obstacles.

Front mounting



Central linking system

Klaxon patented central linking system fits all types of rigid and folding wheelchairs with any type and size of wheel. It allows the Twist to be quickly and easily connected to the wheelchair and raises the wheelchair's castor wheels off the ground. It can be completely removed in seconds and is also available in a version for tetraplegic users.



Lateral linking system

The lateral linking system is designed for use with a fixed front frame when the central linking system is not suitable. It allows the Twist to be quickly and easily connected to the wheelchair and raises the wheelchair's castor wheels off the ground.

Designed with you in mind

Twist design, makes it even more intuitive, durable, and user-friendly. With a focus on improved handling, durability, and convenience, these design features ensure that your Twist experience is smoother, safer, and more adaptable to your needs.

From better cable protection to enhanced foldable mechanism, every feature has been carefully designed to make Twist easier to use and more resistant to everyday journeys. Whether you're navigating different terrains, transporting your device, or setting it up for the perfect ride, these design features make a real difference.

Design features



Cable protection

The enhanced cable protection ensures greater reliance to wear and tear, ensuring a longer lifespan and greater reliability. This reduces the risk of cables getting caught or exposed, so you can ride with confidence, knowing your Twist is built for durability.



Linking brackets

Twist offers a range of linking brackets to suit wheelchairs with 22", 24", 25" and 26" rear wheels, enabling fitting to even more wheelchairs than before.



Dirt protection

Twist sealing system provides additional protection against dirt, making it more resistant to environmental elements. This ensures better long-term performance, keeping your device functioning at its best even in challenging conditions.




Adjustable mounting height

To enhance comfort and accessibility, the mounting height of Twist is adjustable. This makes it easier to connect to different wheelchair models and optimises the riding position for improved control and comfort.

Klaxon App

Technology at your fingertips!

Klaxon new native app transforms how you manage your Twist device, giving you complete control and convenience at your fingertips. This free tool allows you to check battery levels, monitor performance, and track remaining mileage in real-time, ensuring you're always prepared for your journey. Customise driving profiles to suit your personal style and needs, while seamlessly installing updates to keep your device operating at its best.



Features

- **Parental control**

Enables lockout for changing drive characteristics.

- **Easy pairing**

App is now easy and practical to use with the device.

- **Firmware update ready**

Twist and command module can be updated for any future firmware updates.

- **App for iOS and Android version**

Easier to connect app to the device.

- **Bluetooth connectivity**

Reliable connectivity without the need for Wifi.

- **Resource hub**

Access to user manual and product tutorials videos.

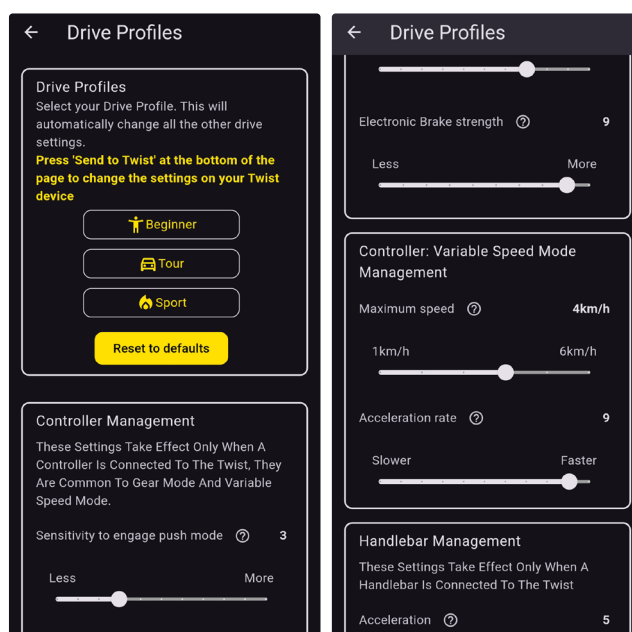
Drive customisation

Twist allows you to manage speed effortlessly using the intuitive throttle. With improved configurable drive characteristics, you can adjust acceleration, deceleration, and maximum speed settings via the Klaxon® native app. Whether you need a slower, more controlled pace for indoor use or a higher speed for outdoor exploration, Twist adapts to your lifestyle.

A new feature – **Climb Assist Mode** – activates boost mode, giving you extra power when going uphill, so you can take on slopes with confidence and ease.

This level of customisation ensures a safe and comfortable ride specific to your needs and abilities.

Twist can also change with you as your confidence grows.



Twist

Redefining mobility, wherever you go.

Twist is your perfect companion—a multi-function propulsion system that redefines mobility. Combining a powerful electric motor, a lightweight frame, and unmatched versatility, Twist ensures that you move with ease, freedom, and style.

Weighing just 8.45kg without battery (1.3kg removable), Twist is as portable as it is powerful. Its removable 144 Wh flight friendly battery allows you to travel carefree. Twist’s 750W motor, 360° rotating wheel, and solid tyres offer outstanding performance on every surface. From navigating city streets to doing daily errands, Twist provides agility and reliability wherever you go.

Mounting options:

Twist can be installed to almost every wheelchair in five different configurations.

- Rear mounting
- Rear mounting in caregiver version
- Front mounting
- Front mounting in caregiver version
- Front mounting with handlebar



Flight friendly



8.45 kg



36 V



20 km

Weight	8.45 kg without battery
Motor	750W
Battery 36V	144 Wh (flight friendly)
Range	20 km
Max speed*	20 km/h (where legally permissible)

* The maximum speed of the device depends on the mounting system installed.

Standard equipment



Flybag Twist




Directionality system



Removable battery



Red rear light



Front led light



Carry handle

Twist R

Compact power, mobility redefined.

Twist R is the ultimate lightweight dedicated rear-mount add-on device, offering a powerful combination of performance, lightweight and, value for money. Designed exclusively for rear mounting, it provides seamless propulsion, making it one of the lightest power assist device available at just 6.97kg without removable battery (1.3 kg)

With intuitive controls, effortless connectivity, and a powerful motor capable of handling steep slopes, Twist R offers innovative design with unmatched stability and ease of use. Whether for everyday use or travel, it ensures convenience for those seeking a lightweight, rear mounted solution with maximum efficiency.



Mounting options:

Twist R can be installed to almost every wheelchair in two different configurations.

- Rear mounting
- Rear mounting in caregiver version



Flight friendly



6.97 kg



36 V



20 km

Weight	6.97 kg without battery
Motor	750W
Battery 36V	144 Wh (flight friendly)
Range	20 km
Max speed*	10 km/h (where legally permissible)

* The maximum speed of the device depends on the mounting system installed.

Standard equipment



Flybag Twist



Removable battery



Red led light

Rear mounting: operation via controller

Discover the ultimate blend of compact design and advanced functionality with the rear mounting option for Twist. Positioned discreetly at the centre of the wheelchair, this setup ensures seamless operation.



Twist



Twist R

- Compact design with the motor positioned centrally and nearly invisible beneath the wheelchair.
- Easy connection in seconds, using manual or automatic modes.
- Lightweight and travel-friendly with a 144 Wh battery approved for air travel.
- Intuitive handrim steering with Bluetooth Controller for speed control (up to 10 km/h).
- Safe stopping via handrims or bluetooth controller, giving you complete control at all times.
- Performs well on steep slopes and can handle obstacles with ease using the rear linking system.
- Weight limit is 140 kg when fitted in the rear position.
- Fully customisable driving experience via the Klaxon® app.

The rear mounting option is compact, efficient, and intuitive - perfect for those seeking mobility solutions that adapt to their lifestyle.



Rear mounting: operation via caregiver controller

Experience seamless assistance and control with the caregiver controller with rear mounting. Designed for ease of use and adaptability, this configuration empowers caregivers to navigate various terrains with confidence and precision.



Twist



Twist R

- Positioned discreetly at the centre of the wheelchair, ensures seamless operation.
- Quickly convert into an assistant-driven solution with the removable caregiver controller.
- Compatible with almost every wheelchair models and easy to install or remove in seconds.
- Rear mounting ensures the caregiver has full control, even on steep slopes.
- User-friendly controls—press accelerator to start, release to stop immediately.
- LED bar shows battery charge (up to 10 hours of continuous use).
- Weight limit is 140 kg when fitted in the rear position via caregiver controller.
- Customisable driving settings via the Klaxon® app.

The caregiver controller mounting option is an ideal choice for confident, secure, and user-friendly assistance.



Front mounting: operation via controller

Ultimate outdoor mobility with the front mounting option, available for the Twist version. Designed for enhanced stability and safety, this configuration transforms your wheelchair into a powerful companion for navigating uneven terrains and challenging environments.



Twist



Twist R

- Front mounting setup is ideal for outdoor adventures.
- Lifts the front castor wheels, making it easy to navigate rough and uneven terrains.
- Steering via handrims, with bluetooth controller for speed control (up to 6 km/h).
- Safe stopping using either the handrims or bluetooth controller.
- Features like motor braking, and automatic downhill speed control ensure increased safety.
- Smart systems maintain direction on counterslopes and reduce speed in corners for added stability.
- Weight limit is 120 kg when fitted in the front position.
- Fully customisable driving experience via the Klaxon® app.

The front mounting option ensures smooth, secure, and enjoyable mobility—no matter where your journey takes you.



Front mounting: operation via caregiver controller



Twist



Twist R

Experience seamless assistance and control with the caregiver controller with front mounting. Designed for ease of use and adaptability, this configuration empowers caregivers to navigate various terrains with confidence and precision.

- Front mounting setup is ideal for outdoor adventures.
- Lifts the front castor wheels, making it easy to navigate rough and uneven terrains.
- The controller ensures that the caregiver has full control, even on steep slopes.
- Quickly convert into an assistant-driven solution with the removable caregiver controller.
- Features like motor braking, and automatic downhill speed control ensure increased safety and comfort.
- Smart systems maintain direction on counterslopes and reduce speed in corners for added stability.
- Weight limit is 120 kg when fitted in the front position via caregiver controller.
- Fully customisable driving experience via the Klaxon® app.

The caregiver controller with front mounting option is an ideal choice for confident, secure, and user-friendly assistance.



Front mounting: operation via handlebar

Effortlessly navigate long distances and challenging terrains with the front mounting drive via handlebar. Designed for comfort and control, this modular solution offers adjustable speed, reliable braking, and smooth manoeuvrability—perfect for any adventure.

✓ Twist

✗ Twist R

- Handlebar accessory transforms your mobility for long distances and diverse terrains.
- Modular and travel-friendly—compact enough to be carried as hand luggage on an aeroplane.
- Lifts the wheelchair's front castor wheels for smooth navigation over rough paths and obstacles.
- Adjustable and foldable handlebar for comfort and easy installation or removal in seconds.
- Enhanced safety with electronic brake and mechanical disc brake for reliable stopping in all conditions.
- Weight limit is 120 kg when fitted in the front position via handlebar.
- Customise the driving experience to suit your needs via the Klaxon® app.

The handlebar front mounting is best for long-distance travel and all-terrain adventures with maximum control and speed.




Accessories



Bluetooth controller

The controller is essential when driving the Twist-equipped wheelchair with handrims.


Right hand side KXAT0008
Left hand side KXAT0009



Handlebar kit

Handlebar control can be mounted and removed without the use of any tools in a matter of seconds. It can be folded for an easier transportation.

Complete foldable handlebar KXAT0006



Handlebar bag

Bag custom designed to comfortably contain and transport connector and handlebar.

Handlebar bag KXAT0007



Caregiver controller

Caregiver controller can be easily fixed to the push handles of all wheelchair models without the use of any tools.


Attendent controller KXAT0005



Rear mounting frame

This frame allows the Twist to be installed at the rear in seconds and without the use of any tools.

Frame for rear linking system KXLT0004



Additional battery

Small dimensions, low weight, and the 144 Wh removable battery can be transported anywhere as handluggage, even in an aeroplane.


Battery 36V 4AH KXBT0001



Standard connector

Central linking system, patented by Klaxon, fits all types of rigid and folding wheelchairs.


Standard connector KXLK0010



Crossbeam

Complete crossbeam for Twist.

230-270 mm KXLKT0084
271-290 mm KXLKT0085
291-360 mm KXLKT0086
361-480 mm KXLKT0087
481-540 mm KXLKT0088



Lateral linking system

The lateral linking system is designed for use with a fixed front frame.

Lateral linking system KXLK0006



Additional charger

The additional battery charger for the Twist.

Klaxon Twist additional charger KXST0021



Rear attachment

This rear attachment allows Twist to be attached at the rear position.

Rear attachment for Twist KXLT0006

Twist - configuration table

		Twist				
	Configuration	Rear mounting	Front mounting	Rear mounting via caregiver controller	Front mounting via caregiver controller	Front mounting via handlebar
Compatibility	Rigid and folding wheelchairs with 22", 24", 25" & 26" wheels	✓	✓	✓	✓	✓
	Tilt-in-space wheelchairs	✓	✓	✓	✓	✓
	Wheelchairs with an inner wheel-to-wheel distance	✓	✓	✓	✓	✓
Features and functionalities	Weight without battery	8.45 kg				
	Maximum travel range	20 km				
	Maximum negotiable slope	15%	10%	10%	10%	10%
	Maximum speed*	10 km/h	6 km/h	6 km/h	6 km/h	20 km/h
	Mechanical disc brake	✗	✗	✗	✗	✓
	Mechanical parking brake	✗	✗	✗	✗	✓
	Emergency electronic brake for immediate motor stop	✗	✓	✓	✓	✓
	Emergency propulsion shutdown via controller	✓	✓	✗	✗	✗
	Speed selection in 4 levels via controller	✓	✓	✗	✗	✗
	Speed control via accelerator lever	✗	✗	✓	✓	✓
	Downhill speed limiter and energy recover	✗	✓	✗	✗	✓
	Automatic maintenance of set speed when going uphill	✓	✓	✗	✗	✗
	Automatic speed reduction when cornering	✗	✓	✗	✗	✗
	Automatic emergency shutdown in the event of tipping	✓	✓	✓	✓	✓
	Mechanical directionality control system	✗	✓	✗	✓	✗
Technical data	Battery	Lithium-ion 36V /144Wh / 4A				
	Motor	750W				
	Wheel	10" with solid tyre				
	Connectivity	Bluetooth / WiFi				
	Certifications	IEC 62304, ISO 13845 & EN 12184 (Electrically powered wheelchairs, scooters and their chargers - Requirements and test methods) by TÜV SÜD of Hannover				

*The indicated speed is the maximum speed of the device, but please check the legal limits in the country of use.

Twist R - configuration table

		Twist R	
	Configuration	Rear mounting	Rear mounting via caregiver controller
Compatibility	Rigid and folding wheelchairs with 22", 24", 25" & 26" wheels	✓	✓
	Tilt-in-space wheelchairs	✓	✓
	Wheelchairs with an inner wheel-to-wheel distance	✓	✓
Features and functionalities	Weight without battery	6.97 kg	
	Maximum travel range	20 km	
	Maximum negotiable slope	15%	10%
	Maximum speed	10 km/h	6 km/h
	Emergency propulsion shutdown via controller	✓	✗
	Speed selection in 4 levels via controller	✓	✗
	Speed control via accelerator lever	✗	✓
	Downhill speed limiter and energy recover	✗	✗
	Automatic maintenance of set speed when going uphill	✓	✗
	Automatic speed reduction when cornering	✗	✗
	Automatic emergency shutdown in the event of tipping	✓	✓
	Mechanical directionality control system	✗	✗
Technical data	Battery	Lithium-ion 36V /144Wh / 4A	
	Motor	750W	
	Wheel	10" with solid tyre	
	Connettivity	Bluetooth / WiFi	
	Certifications	IEC 62304, ISO 13845 & EN 12184 (Electrically powered wheelchairs, scooters and their chargers - Requirements and test methods) by TÜV SÜD of Hannover	

*The indicated speed is the maximum speed of the device, but please check the legal limits in the country of use.



Etac is a world-leading developer of innovative assistive devices and patient handling equipment. Since 1973, we have been committed to improving quality of life for the individual, family members and caregivers.

For the intended purpose of the products and latest information, please visit www.etac.com

Etac



+46 371 587 330



info@etac.se



www.etac.com

 **etac**®

Creating Possibilities