



**KLAXON**

# Klaxon Klick

The Art of Moving



# Klick

Klaxon Klick devices are front-add-on power devices that transform an individual's manual wheelchair into a powered device. Klick provides the potential for longer journeys on various terrains with less strain to the user than would be required when pushing manually. Klick devices are designed to ensure independence, freedom and joy.



## Klick central linking system

The Klaxon design embraces ease of use. Core to this is the patented Klaxon Central Linking System which links the Klick device to the wheelchair. Klick devices can be attached with just one 'click', even with reduced upper limb function via the tetra version of the linking system. Klick can also be removed and disassembled into three parts for easy storage and transportation.

Klick device installation typically does not require any permanent modification to the wheelchair and can be removed when not in use.

## Lateral linking system

A lateral linking system is also available for those who do not have space for a central linking system, e.g., tapered front frames.





## Advanced electronic functions

The driving characteristics on Klick devices can be adjusted to suit the individual, and are supplied with the following advanced electronic features.



### Motor direct control (MDC)

Electronic acceleration and braking via the throttle lever, giving the user total control of the device. Intensity can be set across 10 levels.



### Electronic braking system (EBS)

Electronic braking can be activated by a light press of the brake lever. Further pressing of the level will activate mechanical braking in addition to electronic braking. This system provides additional user control and safety, and its intensity can be set across 10 levels.



### Intelligent speed control (ISC)

Allows the user to set the desired speed rather than the just the level of power, enabling the user to maintain a consistent speed even when going up and down hills.



### Hill hold control (HHC)

System that provides brief assistance to prevent rolling backwards when speed drops below 1 km/h. Removes the need to coordinate the throttle and brakes when restarting on hills. (Optional)


## Certifications

Klick electronics are developed with certified software according to IEC62304 standard for medical devices and pass strict life-cycle fatigue testing. All Klick devices also have TUV EN12184 certification.



## Standard handlebars

The ergonomics of the standard handlebar are optimised to facilitate the user during driving, linking and unlinking the device from the wheelchairs. The specially designed controls are easy to access and intuitive to use. Complete control of the features are at the users fingertips, thanks to the multi-digital keypad, which provides direct access to all the functions of the display menu.



## Tetra handlebars

The tetra handlebar allows users to accelerate and brake by simply pushing or pulling the handlebar. Driving is easy and quick to learn, even for individuals with reduced motor skills. Releasing the handlebar can enable electronic braking. A complete range of Tetra accessories allow for maximum customisation of the hand grip.\*



\*Not available on Klick Monster.



## Drive customisation

Customising the driving experience and performance of the Klick is simple and intuitive. The user can customise the drive parameters and decide whether to activate or deactivate certain features without the help of a specialized technician. All they need to do is enter the display menu via the keypad and modify the various parameters.

The high-visibility colour LCD display is the system's core, showing all travel information, including the remaining battery life and distance. At any time, you can use the menu to customise the drive and electronic assistance parameters.



E-Braking level	Adjust the intensity of the regenerative electronic braking across 10 levels or disable it.
Acceleration level	Adjust the acceleration intensity across 10 levels.
Motor brake level	Adjust the intensity of the braking up to 10 levels.
Reverse gear speed	Adjust the maximum speed in reverse.
Battery size	Select the battery type in use to receive accurate information on charge status and range.
Auto light	Manage the manual or automatic headlight activation.
Speed limit	Adjust the maximum speed according to the country's limits.
Trip reset	Reset the km or mi trip.
Select km/h or mph	Display the data in the preferred unit.
Password on or off	Protect the Klick.
Reverse sound alarm	Activate or deactivate the reverse sound alarm.
Serial number	Show the serial number of the Klick device.
Software release	Display the installed software version of the Klick.
Error history	Display any operating errors of the Klick.





# Klick Light


Lightweight power for life on the go.

Thanks to its 750W motor, Klick Light is always ready to give you all its power when you need it most. At only 8.8 kg, Klick Light is ideal for teens, adults with limited upper body strength and those needing a compact size and low weight e.g., for vehicle transport. It is also ideal when space is a concern.

Advanced electronic features, such as Motion Direct Control (MDC), Electronic braking system (EBS), and Intelligent Speed Control (ISC), are provided as standard at no extra cost.



## Technical specifications



12" wheel with smooth treaded tyre	Standard
Motor	Brushless 750W
Torque	45Nm
Max speed	20 km/h (where legally permissible)
Choice of 48v battery	Range 14km, 25km or 50km (*)
Mechanical disc brakes	Single calliper
Self-adapting stand	Standard
Choice of handlebars	Standard or tetra
Choice of linking system	Central or lateral
Standard tyre	12"/2.125
Lifting weight	8.8 kg
Hill hold control (HHC)	Optional
LED light	Optional
Reflective sticker set in choice of colours	Optional
Double piston hydraulic brake kit	Optional

\*The range depends on the type of battery installed. The indicated values refer to tests conducted on flat ground at a speed of 10 km/h with a user weight of 75 kg.



# Klick Power


Power meets urban adventure.

With a 750W motor and a choice of tyres, Klick Power can be adapted to the user's needs. Its good balance of weight and power makes it the perfect solution for urban mobility. Its adaptability with a choice of tyres allow users to customise their experience, ensuring the perfect combination of performance and ease.

Advanced electronic features, such as Motion Direct Control (MDC), Electronic Braking System (EBS), and Intelligent Speed Control (ISC), are provided as standard at no extra cost.



## Technical specifications



14" wheel with smooth treaded tyre	Standard
Motor	Brushless 750W
Torque	50Nm
Max speed	20 km/h (where legally permissible)
Choice of 48v battery	Range 14km, 25km or 50km (*)
Mechanical disc brakes	Double calliper
Self-adapting stand	Standard
Choice of handlebars	Standard or tetra
Choice of linking system	Central or lateral
Standard tyre	14"/2.50
Lifting weight	10.4 kg
Hill hold control (HHC)	Optional
LED light	Optional
Reflective sticker set in choice of colours	Optional
Double piston hydraulic brake kit	Optional

\*The range depends on the type of battery installed. The indicated values refer to tests conducted on flat ground at a speed of 10 km/h with a user weight of 75 kg.



# Klick Scrambler

Everyday all-terrain mobility.

This product exudes sportiness thanks to its high-performance 750W motor and impressive high torque. With the extra wide tyre ensuring maximum traction, it can tackle all-terrain types and inclines. It is ideal for adventurous individuals or those who live in a more rural location.

Advanced electronic features, such as Motion Direct Control (MDC), Electronic Braking System (EBS), and Intelligent Speed Control (ISC), are provided as standard at no extra cost.



## Technical specifications



13.3 inch



11.8 Kg



48V



14, 25 or 50 km



MDC



EBS



ISC



HHC (Optional)

13.3" wheel with smooth treaded tyre	Standard
Motor	Brushless 750W high performance
Torque	65Nm
Max speed	20 km/h (where legally permissible)
Choice of 48v battery	Range 14km, 25km or 50km (*)
Mechanical disc brakes	Double calliper
Self-adapting stand	Standard
Choice of handlebars	Standard or tetra
Choice of linking system	Central or lateral
Standard tyre	300/8 Off-road
Lifting weight	11.8 kg
Hill hold control (HHC)	Optional
LED light	Optional
Reflective sticker set in choice of colours	Optional
Double piston hydraulic brake kit	Optional

\*The range depends on the type of battery installed. The indicated values refer to tests conducted on flat ground at a speed of 10 km/h with a user weight of 75 kg.

# Klick Race

High performance for daily journeys.

Thanks to its 1500W motor, Klick Race is for individuals seeking top performance on urban and hilly terrain while providing a quiet and comfortable ride. It's perfect for those who value both performance and comfort during their daily journeys.

Advanced electronic features, such as Motion Direct Control (MDC), Electronic Braking System (EBS), and Intelligent Speed Control (ISC), are provided as standard at no extra cost.



## Technical specifications



14 inch



13.2 Kg



48V



14, 25 or 50 km



MDC



EBS



ISC



HHC (Optional)

14" wheel with smooth treaded tyre	Standard
Motor	Brushless 1500W
Torque	50Nm
Max speed	20 km/h (where legally permissible)
Choice of 48v battery	Range 14km, 25km or 50km (*)
Mechanical disc brakes	Double calliper
Self-adapting stand	Standard
Choice of handlebars	Standard or tetra
Choice of linking system	Central or lateral
Standard tyre	14"/2.50 Allroad
Lifting weight	13.2 kg
Hill hold control (HHC)	Optional
LED light	Optional
Reflective sticker set in choice of colours	Optional
2kg traction weights	Optional

\*The range depends on the type of battery installed. The indicated values refer to tests conducted on flat ground at a speed of 10 km/h with a user weight of 75 kg.



# Klick Power Plus

Comfort and performance for long journeys.

Klick Power Plus sports a larger 16" wheel to ensure maximum comfort on uneven city terrain, even at high speeds and longer distances. The integrated reducer provides great driving forces, while the larger wheel size offers improved comfort. Klick Power Plus is ideal for individuals who are out all day or who drive often on uneven or hilly city urban terrain.

Advanced electronic features, such as Motion Direct Control (MDC), Electronic Braking System (EBS), and Intelligent Speed Control (ISC), are provided as standard at no extra cost.



## Technical specifications



16 inch



10.6 Kg



48V



14, 25 or 50 km



MDC



EBS



ISC



HHC (Optional)

13.3" wheel with smooth treaded tyre

Standard

Motor

Brushless 750W high performance

Torque

60Nm

Max speed

20 km/h (where legally permissible)

Choice of 48v battery

Range 14km, 25km or 50km (\*)

Mechanical disc brakes

Double calliper

Self-adapting stand

Standard

Choice of handlebars

Standard or tetra

Choice of linking system

Central or lateral

Standard tyre

16/2.50 Allroad

Lifting weight

10.6 kg

Hill hold control (HHC)

Optional

LED light

Optional

Reflective sticker set in choice of colours

Optional

Double piston hydraulic brake kit

Optional

\*The range depends on the type of battery installed. The indicated values refer to tests conducted on flat ground at a speed of 10 km/h with a user weight of 75 kg.

# Klick Monster

Unmatched performance for endless adventures.

With a 20" wheel, offroad tyre, and 1500W motor, Klick Monster lives up to its name! Klick Monster is for individuals who regularly travel through rough terrain such as snow, gravel, or sand. Built for adventure and durability, it offers unmatched performance for individuals who demand the best in all terrain mobility.

Advanced electronic features, such as Motion Direct Control (MDC), Electronic Braking System (EBS), and Intelligent Speed Control (ISC), are provided as standard at no extra cost.



## Technical specifications



20 inch



15.3 Kg



48V



15, 30 or 60 km



MDC



EBS



ISC



HHC (Optional)

20" wheel with smooth treaded tyre	Standard
Motor	Brushless 1500W high performance
Torque	50Nm
Max speed	20 km/h (where legally permissible)
Choice of 48v battery	Range 14km, 25km or 50km (*)
Mechanical disc brakes	Double calliper
Self-adapting stand	Standard
Choice of handlebars	Standard
Choice of linking system	Central or lateral
Standard tyre	20"/40 Off-road
Lifting weight	15.3 kg
Hill hold control (HHC)	Optional
LED light	Optional
Reflective sticker set in choice of colours	Optional
Fat wheel kit	Optional

\*The range depends on the type of battery installed. The indicated values refer to tests conducted on flat ground at a speed of 10 km/h with a user weight of 75 kg.



## Accessories - Bags



### Front shopping bag

Inspired by the motorcycling world, the Klaxon bag is perfect for carrying your purchases or for your adventures.

Shopping bag front.....KXAK0024



### Side shopping bag

Inspired by the motorcycling world, the Klaxon bag is the ideal complement to the front bag, for a total biker look! Available for the left and right sides.

Shopping bag side ..... KXAK0023



### Basket attachment kit

The frame, included in this kit, allows you to attach your basket to the Klick.


Basket linking kit.....KXAK0019



### Flybag

A wheeled travel bag, custom designed to comfortably contain and transport your Klick (excluding the Monster and Power Plus).

Flybag 14" .....KXAK0015



### Shopping bag frame

Allows you to attach shopping bags to your Klick.

Shopping bag frame.....KXAK0031



### Basket

For everyday shopping or to comfortably carry what you need. Available in the 10 or 16 liter size.

Basket 10L ..... KXAK0003

Basket 16L ..... KXAK0004

## Accessories - General



### Handlebar extension

Universal aluminium handlebar extension ideal for those who like to have the handlebar closer to the body.


Handlebar extension..... KXSK0128



### Red rear light

The red rear light is a part of the safety kit to be installed on the Klick.

Basic red rear LED light ..... KXAK0020



### Rear-view mirror

Adaptable to all handlebars.

Single rear-view mirror..... KXAK0025



### Hydraulic brake calliper kit

The double piston hydraulic brake calliper provides greater progression and braking control. Not available with Klick Race & Monster.

Hydraulic brake calliper .....KXSK0114



### Additional weights

(2 + 2 Kg) Ideal for increasing traction on the ground.

Additional traction weight(each) ... KXAK0009



### Fat wheel kit

Fat wheels for the wheelchairs to get full experience.

12 mm axle.....KXAK0011

12.7 mm (1/2") axle.....KXAK0012



### LED headlight

The front LED headlight comes with a mounting bracket.

White front LED light .....KXAK0007


Basic white front LED light.....KXAK0021



### Clamping ring for tetra handles

Universal attachment clamping ring for tetra handlebar.

Clamping ring ..... KXAK0026



### Vertical tetra handle

Vertical tetra handle designed and created for those with low hand sensitivity, it facilitates the handling of the handlebar and manoeuvring.

Vertical tetra handle ..... KXAK0028



### Tetra connector

Complete tetra connector features an ergonomic neoprene handle and release lever.

Standard ..... KXLK0011  
Extra long ..... KXLK0012  
Support velcro grip ..... KXLK0013



### Horizontal tetra handle

Horizontal tetra handle designed and created for those with low hand sensitivity, it facilitates the handling of the handlebar and manoeuvring.

Horizontal tetra handle ..... KXAK0027



### Tripod tetra handle

Tripod tetra handle designed and created for those with low hand sensitivity, it facilitates the handling of the handlebar and manoeuvring.

Tripod handle ..... KXAK0029



### Standard connector

Complete crossbeam connector available in three different lengths.

Small ..... KXLK0009  
Standard ..... KXLK0007  
Extra long ..... KXLK0008




### Battery sticker

Newly designed reflective battery stickers for the battery.

Reflex ..... KXAK0036  
Light blue ..... KXAK0037  
Blue ..... KXAK0038  
Red ..... KXAK0039  
Fuxia ..... KXAK0041


## Accessories - Tyres



### 13.3/300-8 Allroad HT (L80mm)

13.3 inch tyre compatible with Klick Scrambler.


Allroad HT tyre 13.3" (300-8) ..... KXSK0129



### 14/2.125 Enduro (L55mm)

14 inch tyre compatible with Klick Power and Race.


Enduro tyre 14" x 2.125 ..... KXSK0047



### 13.3/300-8 Motard HT (L80mm)

13.3 inch tyre compatible with Klick Scrambler.


Motard HT tyre 13.3" (300-8) ..... KXSK0127



### 14/2.50 Allroad (L60mm)

14 inch tyre compatible with Klick Race and Power.


Allroad tyre 14" x 2.50 ..... KXSK0119



### 14/2.125 Allroad (L55mm)

14 inch tyre compatible with Klick Power and Race.

Allroad tyre 14" x 2.125 ..... KXSK0046



### 2.5 x 10\*(2) Cross (L.63mm)

14 inch tyre compatible with Klick Power and Race.

Cross tyre 14" x 2.50 ..... KXSK0120



## Comparison Table

		Klick Light	Klick Power	Klick Scrambler	Klick Race	Klick Power Plus	Klick Monster
General	Brushless motor	750W with epicyclic reducer	750W with epicyclic reducer	750W/HP (high performance)	1500W	750W/HP (high performance)	1500W
	Torque	45Nm	50Nm	65Nm	50Nm	60Nm	50Nm
	Weight (3)*	8.8 kg	10.4 kg	11.8 kg	13.2 kg	10.6 kg	15.3 kg
	Materials (Frame/Fork/Wheel Rim)	Aluminium	Aluminium	Aluminium	Aluminium	Aluminium	Aluminium/Steel/Aluminium
	Wheel diameter	12" / 312mm	14" / 363mm	13.3" / 340mm	14" / 363mm	16" / 408mm	20" / 560mm
Battery	Lithium-ion battery with automatic over voltage protection	48V x 2.9 Ah, 140 Wh, Weight 1.4 Kg autonomy 12/14 km 48V x 5.8 Ah, 280 Wh, Weight 2.0 Kg autonomy 20/25 km 48V x 11.6 Ah, 528 Wh, Weight 3.1 Kg autonomy 45/50 km					
Tyre	Standard tyre	Allroad 12"	Allroad 14"/2.50	Allroad 300/8	Allroad 14"/2.50	Allroad 16"/2.125	Off Road 20/40
	Optional tyre		Enduro 14"/2.125	Motard 300/8	Enduro 14"/2.125		
	Optional tyre		Cross 2.5x10*(2)		Cross 2.5x10*(2)		
	Optional tyre		Allroad 14"/2.125		Allroad 14"/2.125		
Brake	Disc brake with mechanical calliper	Single calliper	Double calliper	Double calliper	Double calliper	Double calliper	Double calliper
	Disc brake with double piston hydraulic calliper	Optional	Optional	Optional	-	Optional	-
Driving assistance	Maximum speed (4)*	20Km/h	20Km/h	20Km/h	20Km/h	20Km/h	20Km/h
	5 speed levels via push button panel	✓	✓	✓	✓	✓	✓
	Reverse gear with speed customization	✓	✓	✓	✓	✓	✓
	Adjustable acceleration	10 levels	10 levels	10 levels	10 levels	10 levels	10 levels
	Intelligent speed control (ISC)	✓	✓	✓	✓	✓	✓
	Electronic brake system (EBS)	✓	✓	✓	✓	✓	✓
	Motion direct control (MDC)	✓	✓	✓	✓	✓	✓
	Hill holder control (HHC)	Optional	Optional	Optional	Optional	Optional	Optional
	Electronic brake with regeneration	✓	✓	✓	✓	✓	✓
	Braking intensity adjustment	9 levels	9 levels	9 levels	9 levels	9 levels	9 levels
	Automatic electronic brake upon releasing accelerator	9 levels	9 levels	9 levels	9 levels	9 levels	9 levels
	Max speed adjustments	✓	✓	✓	✓	✓	✓
Various	High visibility color LCD	✓	✓	✓	✓	✓	✓
	USB socket for smartphone	✓	✓	✓	✓	✓	✓
	Automatic headlight switch	✓	✓	✓	✓	✓	✓
	Reversing activation warning sound	✓	✓	✓	✓	✓	✓
	Battery size management	✓	✓	✓	✓	✓	✓
	Self-adjusting, removable stand	✓	✓	✓	✓	✓	✓
	Steering hardness adjustment for anti-rotation	✓	✓	✓	✓	✓	✓

(1) Electronics and medical device software certification according to IEC62304.

(2) Certification approved by TÜV EN12184 - CE - FDA.

(3) The indicated weight refers to the Klick without the battery.\*

(4) The indicated speed is the maximum speed of the device, but please check the legal limits in the country of use.\*





Etac is a world-leading developer of innovative assistive devices and patient handling equipment. Since 1973, we have been committed to improving quality of life for the individual, family members and caregivers.

For the intended purpose of the products and latest information, please visit [www.etac.com](http://www.etac.com)

**Etac**



+46 371 587 330



[info@etac.se](mailto:info@etac.se)



[www.etac.com](http://www.etac.com)

 **etac**®

Creating Possibilities