

R82 x:panda

USD Retail Price List/ Order Form

Account #: _____ Purchase Order No.: _____ Date: _____
 Contact: _____ Mark For: _____

Bill To:	Ship To:
Address:	Address:
City/State/Zip:	
Phone:	City/State/Zip:
Email	Phone:

US Configuration

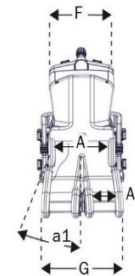
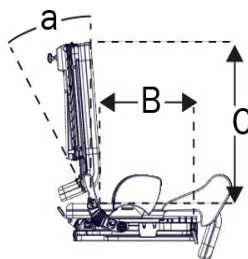
Effective: 01.10.24 - Rev 9

- x:panda
- Cushions
- Head support
- Side support/overarm support
- Armrest
- Wedges
- Vests and belts
- Tray
- Frame
- Push brace
- Foot support



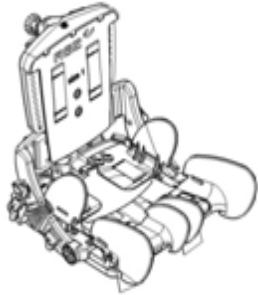
- A (Back Height) _____
- B (Arm Height) _____
- C (Lower Leg Length) _____
- D (Seat Depth) _____
- E (Chest Width) _____
- F (Seat Width) _____
- G (Height from Seat to Top of Head) _____
- H (Shoulder Width) _____
- Age _____
- Weight _____

Measurements



	Size 1 Inches	Size 2 Inches	Size 3 Inches	Size 4 Inches
Effective Seat Width (A)	6¼", 7¾", 9½"	7¼", 9½", 11"	10¼", 12¼", 14¼"	13½", 15¾", 18"
Armrest Width	6¼"-8¾"	7¾"-10¼"	10¼"-12½"	13½"-15¾"
	7¾"-10¼"	9½"-11¾"	12¼"-14½"	15¾"-18"
	9½"-11¾"	11"-13½"	14¼"-16½"	18"-20½"
Width, Thighs (A1)	2¾", 3½", 4¼"	4", 4¾", 5½"	4¾", 5¾", 6¾"	5", 7½", 9¾"
Effective Seat Depth (B)	6¼"-10¼"	7¼"-11¾"	10¼"-15¼"	15¼"-20¾"
Backrest Height (C)	10½"-14½"	12½"-16½"	13¾"-18½"	19¾"-28"
Back Width, Top (F)	9"	11"	13"	13¾" +2"
Overall Width, Max Abduction (G)	12¼", 13¾", 15¼"	15", 16½", 18"	18½", 20½", 22½"	23¼", 25½", 28"
Backrest Angle (a)	-5° - +30°	-5° - +30°	-5° - +30°	-5° - +30°
Abduction Angle, Each Leg (a1)	0° - 8°, 15°, 15°	0° - 15°, 15°, 15°	0° - 15°, 15°, 15°	0° - 15°, 15°, 15°
Total Mass	14.3 lbs.	18.7 lbs.	28.3 lbs.	28½ lbs.
Max Load	66.1 lbs.	66.1 lbs.	132.3 lbs.	176.4 lbs.
Max Load at Transportation	66.1 lbs.	66.1 lbs.	132.3 lbs.	165.3 lbs.
Approx. Min. User Height	25½"	33½"	39½"	55"
Approx. Max User Height	41¼"	48½"	56"	72½"

NOTES:



- Height, Depth and Angle Adjustable Back
- Angle Adjustable Adduction
- Width and Depth Adjustable Seat - *Includes Blocks for size adjustments*

Description	Size	Part No.	USD Price	HCPCS
NOTE → <i>The x:panda comes in 4 sizes, each of which can be set at one of the 3 seat widths with the included sizing blocks. The seat depth easily adjusts and the seat upholstery is made to accommodate seat depth growth. The size 4 backrest width can be increased by 2" with a backrest extension kit.</i>				
<input type="checkbox"/> x:panda, size 1, Small ●●	1	8910111-02		
<input type="checkbox"/> x:panda, size 1, Small Back ●●	1	X8910111-01	\$696	E2291
<input type="checkbox"/> x:panda, size 1, Small Seat ●●	1	X8910111-02	\$712	E2292
●●Custom order; Approx. lead time: 6-8 weeks. Non-returnable item				
<input type="checkbox"/> x:panda, size 1, Medium	1	8910112-02		
<input type="checkbox"/> x:panda, size 1, Medium Back	1	X8910112-01	\$696	E2291
<input type="checkbox"/> x:panda, size 1, Medium Seat	1	X8910112-02	\$712	E2292
<input type="checkbox"/> x:panda, size 1, Large ●●	1	8910113-02		
<input type="checkbox"/> x:panda, size 1, Large Back ●●	1	X8910113-01	\$696	E2291
<input type="checkbox"/> x:panda, size 1, Large Seat ●●	1	X8910113-02	\$712	E2292
●●Custom order; Approx. lead time: 6-8 weeks. Non-returnable item				
<input type="checkbox"/> x:panda, size 2, Small	2	8910121-02		
<input type="checkbox"/> x:panda, size 2, Small Back	2	X8910121-01	\$696	E2291
<input type="checkbox"/> x:panda, size 2, Small Seat	2	X8910121-02	\$712	E2292
<input type="checkbox"/> x:panda, size 2, Medium	2	8910122-02		
<input type="checkbox"/> x:panda, size 2, Medium Back	2	X8910122-01	\$696	E2291
<input type="checkbox"/> x:panda, size 2, Medium Seat	2	X8910122-02	\$712	E2292
<input type="checkbox"/> x:panda, size 2, Large ●●	2	8910123-02		
<input type="checkbox"/> x:panda, size 2, Large Back ●●	2	X8910123-01	\$696	E2291
<input type="checkbox"/> x:panda, size 2, Large Seat ●●	2	X8910123-02	\$712	E2292
●●Custom order; Approx. lead time: 6-8 weeks. Non-returnable item				
<input type="checkbox"/> x:panda, size 3, Small	3	8910131-02		
<input type="checkbox"/> x:panda, size 3, Small Back	3	X8910131-01	\$696	E2291
<input type="checkbox"/> x:panda, size 3, Small Seat	3	X8910131-02	\$712	E2292
<input type="checkbox"/> x:panda, size 3, Medium	3	8910132-02		
<input type="checkbox"/> x:panda, size 3, Medium Back	3	X8910132-01	\$696	E2291
<input type="checkbox"/> x:panda, size 3, Medium Seat	3	X8910132-02	\$712	E2292
<input type="checkbox"/> x:panda, size 3, Large	3	8910133-02		
<input type="checkbox"/> x:panda, size 3, Large Back	3	X8910133-01	\$696	E2291
<input type="checkbox"/> x:panda, size 3, Large Seat	3	X8910133-02	\$712	E2292
<input type="checkbox"/> x:panda, size 4, Small	4	8910141-02		
<input type="checkbox"/> x:panda, size 4, Small Back	4	X8910141-01	\$696	E2291
<input type="checkbox"/> x:panda, size 4, Small Seat	4	X8910141-02	\$712	E2292
<input type="checkbox"/> x:panda, size 4, Medium	4	8910142-02		
<input type="checkbox"/> x:panda, size 4, Medium Back	4	X8910142-01	\$696	E2291
<input type="checkbox"/> x:panda, size 4, Medium Seat	4	X8910142-02	\$712	E2292
<input type="checkbox"/> x:panda, size 4, Large ●●	4	8910143-02		
<input type="checkbox"/> x:panda, size 4, Large Back ●●	4	X8910143-01	\$696	E2291
<input type="checkbox"/> x:panda, size 4, Large Seat ●●	4	X8910143-02	\$712	E2292
●●Custom order; Approx. lead time: 6-8 weeks. Non-returnable item				

Accessories	Description	Measurements	Size	Part No.	USD Price	HCPCS
-------------	-------------	--------------	------	----------	-----------	-------

Requirement - A Dynamic or Non-Dynamic Gas Spring must be selected

Dynamic Back with Recline Options



<input type="checkbox"/>	Dynamic Back, 50 Newton Gas Spring ••		1, 2	8911050	\$753	K0108
<input type="checkbox"/>	Dynamic Back, 100 Newton Gas Spring (Std on sz 1,2)		1, 2	X8911100	\$753	K0108
<input type="checkbox"/>	Dynamic Back, 150 Newton Gas Spring ••		1, 2	8911125	\$753	K0108
<input type="checkbox"/>	Dynamic Back, 150 Newton Gas Spring (Std on sz 3)		3	X8911150	\$753	K0108
<input type="checkbox"/>	Dynamic Back, 250 Newton Gas Spring		3	8911250	\$753	K0108
<input type="checkbox"/>	Dynamic Back, 300 Newton Gas Spring ••		3	8911300	\$753	K0108
<input type="checkbox"/>	Dynamic Back, 350 Newton Gas Spring (Std on sz 4)		4	X8911350-4	\$753	K0108

••Custom order; Approx. lead time: 6-8 weeks. Non-returnable item

Non-Dynamic Back with Recline Options

<input type="checkbox"/>	Non-Dynamic Gas Spring		1, 2	8911001	\$463	E1014
<input type="checkbox"/>	Non-Dynamic Gas Spring		3	8911002	\$463	E1014

<input type="checkbox"/>	Recline, '-5° to 30° ♦		One Size	X66-8911	\$463	E1014
--------------------------	------------------------	--	----------	----------	-------	-------

♦ Required with Dynamic Back

<input type="checkbox"/>	Fixed Rod; Non-Reclining ••		4	8911504	\$0	
--------------------------	-----------------------------	--	---	---------	-----	--

Description	Measurements	Size	Part No.	USD Price	HCPCS
-------------	--------------	------	----------	-----------	-------

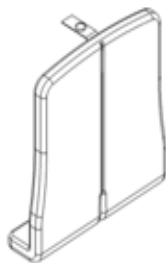
Please Select a Color

XX = Color

<input type="checkbox"/>	Black = 60	<input type="checkbox"/>	Pink = 64 (n/a on sz 4)
<input type="checkbox"/>	Blue = 66	<input type="checkbox"/>	Red = 65

*Color Lime Green available as a custom order; Approx. lead time: 6-8 weeks. Non-returnable item

Requirement - A cushion must be selected.



<input type="checkbox"/>	Back Cushion, size 1, Small	6¼" Width	1	8912211-xx	\$0	
<input type="checkbox"/>	Back Cushion, size 1, Medium	7¼" Width	1	8912212-xx	\$0	
<input type="checkbox"/>	Back Cushion, size 1, Large	9¼" Width	1	8912213-xx	\$0	
<input type="checkbox"/>	Back Cushion, size 2, Small	7¼" Width	2	8912221-xx	\$0	
<input type="checkbox"/>	Back Cushion, size 2, Medium	9¼" Width	2	8912222-xx	\$0	
<input type="checkbox"/>	Back Cushion, size 2, Large	11" Width	2	8912223-xx	\$0	
<input type="checkbox"/>	Back Cushion, size 3, Small	10¼" Width	3	8912231-xx	\$0	
<input type="checkbox"/>	Back Cushion, size 3, Medium	12" Width	3	8912232-xx	\$0	
<input type="checkbox"/>	Back Cushion, size 3, Large	14" Width	3	8912233-xx	\$0	
<input type="checkbox"/>	Back Cushion, size 4, Small	14¼" Width	4	8912241-xx	\$0	
<input type="checkbox"/>	Back Cushion, size 4, Medium	16" Width	4	8912242-xx	\$0	
<input type="checkbox"/>	Back Cushion, size 4, Large	18" Width	4	8912243-xx	\$0	

Incontinence Proof Back Cover

<input type="checkbox"/>	Seat Cover, Incontinence Proof*		1, 2, 3	89124xx-82	\$121	
<input type="checkbox"/>	Seat Cover, Incontinence Proof*		4	89124xx-82	\$286	

Please Select a Size

Size 1	Size 2	Size 3	Size 4
<input type="checkbox"/> Small = 11	<input type="checkbox"/> Small = 21	<input type="checkbox"/> Small = 31	<input type="checkbox"/> Small = 41
<input type="checkbox"/> Medium = 12	<input type="checkbox"/> Medium = 22	<input type="checkbox"/> Medium = 32	<input type="checkbox"/> Medium = 42
<input type="checkbox"/> Large = 13	<input type="checkbox"/> Large = 23	<input type="checkbox"/> Large = 33	<input type="checkbox"/> Large = 43



<input type="checkbox"/>	Backrest Height Extension Kit *		4	8910409-45	\$261	
--------------------------	---------------------------------	--	---	------------	-------	--





* This kit adds 2" in backrest height. Only available on sz 4.



<input type="checkbox"/>	Extended Back Cushion, sz 4, SM* • 16¼" Width		4	8910344-xx	\$0	
<input type="checkbox"/>	Extended Back Cushion, sz 4, MD* • 18" Width		4	8910345-xx	\$0	
<input type="checkbox"/>	Extended Back Cushion, sz 4, LG* • 20" Width		4	8910346-xx	\$0	

* To be used with Backrest Extension Kit

••Custom order; Approx. lead time: 6-8 weeks.

Accessories	Description	Measurements	Size	Part No.	USD Price	HCPCS
	<input type="checkbox"/> Backrest Extension, Small ●●	9" x 3.9" x 2"	One Size	8910655-160	\$249	K0108
	<input type="checkbox"/> Backrest Extension, Medium ●●	11" x 3.9" x 2"	One Size	8910655-260	\$249	K0108
	<input type="checkbox"/> Backrest Extension, Large ●●	13" x 3.9" x 2"	One Size	8910655-360	\$249	K0108
●●Custom order; Approx. lead time: 6-8 weeks. Non-returnable item						
	<input type="checkbox"/> Lumbar Support		1,2,3	8910407	\$64	
	<input type="checkbox"/> Insert for Backrest, Foam *	8¼" x 4"	1	8910406-1	\$42	
	<input type="checkbox"/> Insert for Backrest, Foam *	9¾" x 4"	2	8910406-2	\$42	
	<input type="checkbox"/> Insert for Backrest, Foam *	11¾" x 5¾"	3	8910406-3	\$42	
*Used to fill in a gap when the backrest height is set in an uppermost position						
	<input type="checkbox"/> Insert for Backrest, Plywood *	3½" x 13½"	4	8910406-4	\$107	
*Used to fill in a gap when the backrest height is set in an uppermost position						

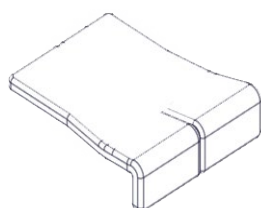
Description	Measurements	Size	Part No.	USD Price	HCPCS
-------------	--------------	------	----------	-----------	-------

Please Select a Color

XX = Color

- Black = 60 Pink = 64 (n/a on sz 4)
- Blue = 66 Red = 65

***Color Lime Green available as a custom order; Approx. lead time: 6-8 weeks. Non-returnable item**



<input type="checkbox"/> Split Seat Cushion, sz 1, Small	6¼" Width	1	8911211-xx	\$0	
<input type="checkbox"/> Split Seat Cushion, sz 1, Medium	7¼" Width	1	8911212-xx	\$0	
<input type="checkbox"/> Split Seat Cushion, sz 1, Large	9¼" Width	1	8911213-xx	\$0	
<input type="checkbox"/> Split Seat Cushion, sz 2, Small	7¼" Width	2	8911212-xx	\$0	
<input type="checkbox"/> Split Seat Cushion, sz 2, Medium	9¼" Width	2	8911222-xx	\$0	
<input type="checkbox"/> Split Seat Cushion, sz 2, Large ●●	11" Width	2	8911223-xx	\$0	
<input type="checkbox"/> Split Seat Cushion, sz 3, Small	10¼" Width	3	8911231-xx	\$0	
<input type="checkbox"/> Split Seat Cushion, sz 3, Medium	12" Width	3	8911232-xx	\$0	
<input type="checkbox"/> Split Seat Cushion, sz 3, Large	14" Width	3	8911233-xx	\$0	
<input type="checkbox"/> Split Seat Cushion, sz 4, Small	14¼" Width	4	8911241-xx	\$0	
<input type="checkbox"/> Split Seat Cushion, sz 4, Medium	16" Width	4	8911242-xx	\$0	
<input type="checkbox"/> Split Seat Cushion, sz 4, Large ●●	18" Width	4	8911243-xx	\$0	

●●Custom order; Approx. lead time: 6-8 weeks.

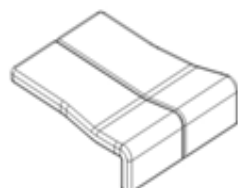
Incontinence Proof Seat Cover

Seat Cover, Incontinence Proof*	1, 2, 3	89114xx-82	\$121
Seat Cover, Incontinence Proof*	4	89114xx-82	\$286

Please Select a Size

Size 1	Size 2	Size 3	Size 4
Small = 11	<input type="checkbox"/> Small = 12	<input type="checkbox"/> Small = 31	<input type="checkbox"/> Small = 41
Medium = 12	<input type="checkbox"/> Medium = 22	<input type="checkbox"/> Medium = 32	<input type="checkbox"/> Medium = 42
Large = 13	<input type="checkbox"/> Large = 23	<input type="checkbox"/> Large = 33	<input type="checkbox"/> Large = 43

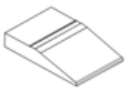
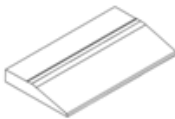
***Seat cover only available for split seat upholstery**



<input type="checkbox"/> Seat Cushion, sz 1, Small ●●	6¼" Width	1	8910251-60	\$0	
<input type="checkbox"/> Seat Cushion, sz 1, Medium	7¼" Width	1	8910252-60	\$0	
<input type="checkbox"/> Seat Cushion, sz 1, Large ●●	9¼" Width	1	8910253-60	\$0	
<input type="checkbox"/> Seat Cushion, sz 2, Small ●●	7¼" Width	2	8910261-60	\$0	
<input type="checkbox"/> Seat Cushion, sz 2, Medium	9¼" Width	2	8910262-60	\$0	
<input type="checkbox"/> Seat Cushion, sz 2, Large ●●	11" Width	2	8910263-60	\$0	
<input type="checkbox"/> Seat Cushion, sz 3, Small ●●	10¼" Width	3	8910271-60	\$0	
<input type="checkbox"/> Seat Cushion, sz 3, Medium	12" Width	3	8910272-60	\$0	
<input type="checkbox"/> Seat Cushion, sz 3, Large	14" Width	3	8910273-60	\$0	

→Seat Upholstery is designed for use without Medial Thigh Supports. Seat cushion easily accommodates seat depth growth.

→Only available in **black**

Accessories	Description	Measurements	Size	Part No.	USD Price	HCPCS
	<input type="checkbox"/> Anti-Thrust Wedges (Pr.)	2½" x 6¼" x 1"	1	8910400-1	\$53	K0108
	<input type="checkbox"/> Anti-Thrust Wedges (Pr.)	3" x 6¼" x 1"	1,2	8910400-2	\$53	K0108
	<input type="checkbox"/> Anti-Thrust Wedges (Pr.)	4" x 6¼" x 1"	1,2,3	8910400-3	\$53	K0108
	<input type="checkbox"/> Anti-Thrust Wedges (Pr.)	4½" x 9½" x 1½"	2,3	8910400-4	\$53	K0108
	<input type="checkbox"/> Anti-Thrust Wedges (Pr.)	5¾" x 9½" x 1½"	3	8910400-5	\$53	K0108
	<input type="checkbox"/> Anti-Thrust Wedges, SM (Pr.)	5" x 11¾" x 2"	4	8910400-11	\$53	K0108
	<input type="checkbox"/> Anti-Thrust Wedges, MD (Pr.)	6" x 11¾" x 2"	4	8910400-12	\$53	K0108
	<input type="checkbox"/> Anti-Thrust Wedges, LG (Pr.)	7½" x 11¾" x 2"	4	8910400-13	\$53	K0108

Description	Measurements	Size	Part No.	USD Price	HCPCS
<input type="checkbox"/> Abduction Supports w/ Cover		1,2	8970402-10		
<input type="checkbox"/> Abduction Supports w/ Cover, Left		1,2	X8910402-1L	\$116	E0956
<input type="checkbox"/> Abduction Supports w/ Cover, Right		1,2	X8910402-1R	\$116	E0956
<input type="checkbox"/> Abduction Supports w/ Cover		3	8910402-20	\$206	
<input type="checkbox"/> Abduction Supports w/ Cover, Left		3	X8910402-2L	\$116	E0956
<input type="checkbox"/> Abduction Supports w/ Cover, Right		3	X8910402-2R	\$116	E0956
<input type="checkbox"/> Abduction Supports w/ Cover		4	8910402-40	\$117	
<input type="checkbox"/> Abduction Supports w/ Cover, Left		4	X8910402-4L	\$116	E0956
<input type="checkbox"/> Abduction Supports w/ Cover, Right		4	X8910402-4R	\$116	E0956

HCPCS - E0957 for Medical Thigh Support and E1028 for Removable Hardware

<input type="checkbox"/> Medial Thigh System ●●	3½" x 3½" x 3½"	One Size	8910408-1	\$394	
<input type="checkbox"/> Medial Thigh System	4¾" x 3½" x 3½"	One Size	8910408-2	\$394	
<input type="checkbox"/> Medial Thigh System	6" x 3½" x 3½"	One Size	8910408-3	\$394	
<input type="checkbox"/> Medial Thigh System ●●	7" x 3½" x 3½"	One Size	8910408-4	\$394	

●●Custom order; Approx. lead time: 6-8 weeks.

Allows for finely adjusting seat width

<input type="checkbox"/> Hip Supports, Right (Ea.)		1,2	X8910404-1R	\$116	E0956
<input type="checkbox"/> Hip Supports, Left (Ea.)		1,2	X8910404-1L	\$116	E0956
<input type="checkbox"/> Hip Supports, Right (Ea.)		3	X8910404-2R	\$116	E0956
<input type="checkbox"/> Hip Supports, Left (Ea.)		3	X8910404-2L	\$116	E0956
<input type="checkbox"/> Hip Supports, Right (Ea.)		4	X8910404-3R	\$116	E0956
<input type="checkbox"/> Hip Supports, Left (Ea.)		4	X8910404-3L	\$116	E0956

<input type="checkbox"/> Hip Support w/ PU Pad **, ●●	7½" x 3.3" x 1.4"	4	8910404-44	\$631	E0956
**Dual Rod Armrest (8910618) required					
<input type="checkbox"/> Hip Support w/ PU Pad **, ●●	3¼" x 7½"	4	8910404-45	\$631	E0956
**Single Rod Armrest (8910619) required					

●●Custom order; Approx. lead time: 6-8 weeks.

The following armrest are height, depth and angle adjustable

<input type="checkbox"/> Armrest w/ Cover (Pr.)	3" x 9" x 9"	1	8910615-2	\$336	E0973
<input type="checkbox"/> Armrest w/ Cover (Pr.)	3" x 10" x 11"	2	8910616-2	\$336	E0973
<input type="checkbox"/> Armrest w/ Cover (Pr.)	3" x 11¼" x 12¾"	3	8910617-2	\$336	E0973
<input type="checkbox"/> Armrest, Dual Post (Pr.)	3" x 14½" x 11¼"	4	8910618	\$336	E0973
<input type="checkbox"/> Armrest, Single Post (Pr.)	3" x 14½" x 11¼"	4	8910619	\$336	E0973

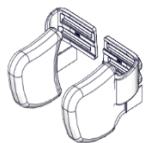
Armrest distance from seat to top of the armrest

Size 1	Size 2	Size 3	Size 4		
2½ to 5¼"	3½" to 6¼"	5¾" to 9½"	7½" to 12½"		
<input type="checkbox"/> Arm Pads, Mounts on Top of Tray ♦		1,2,3	8910730	\$336	
♦ n/a on size 4 tray					
<input type="checkbox"/> Armrest Holder Kit		One Size	8910613	\$49	
<input type="checkbox"/> Daily Adjustment Kit		One Size	8910615-11	\$32	

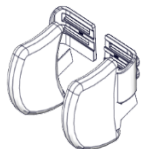


The following laterals are height and width adjustable

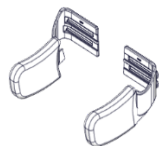
- Fixed Side Supports w/ Cover, Type 1 One Size 8910301-1
- Fixed Lateral, Type 1, Right 4 1/4" x 2 3/4" One Size x8910301-1L \$116 E0956
- Fixed Lateral, Type 1, Left 4 1/4" x 2 3/4" One Size x8910301-1R \$116 E0956



- Fixed Side Supports w/ Cover, Type 2 One Size 8910301-2
- Fixed Lateral, Type 2, Right 4" x 4" One Size x8910301-2L \$116 E0956
- Fixed Lateral, Type 2, Left 4" x 4" One Size x8910301-2R \$116 E0956

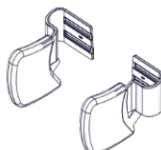


- Fixed Side Supports w/ Cover, Type 3 One Size 8910301-3
- Fixed Lateral, Type 3, Right 4 1/2" x 5 1/2" One Size x8910301-3L \$116 E0956
- Fixed Lateral, Type 3, Left 4 1/2" x 5 1/2" One Size x8910301-3R \$116 E0956



- Fixed Side Supports w/ Cover, Type 4 One Size 8910301-4
- Fixed Lateral, Type 4, Right 6" x 3 1/2" One Size x8910301-4L \$116 E0956
- Fixed Lateral, Type 4, Left 6" x 3 1/2" One Size x8910301-4R \$116 E0956

••Custom order; Approx. lead time: 6-8 weeks.



- Fixed Side Supports w/ Cover, Type 5 •• One Size 8910301-5
- Fixed Lateral, Type 5, Right 6 1/4" x 5 3/4" One Size x8910301-5L \$116 E0956
- Fixed Lateral, Type 5, Left 6 1/4" x 5 3/4" One Size x8910301-5R \$116 E0956

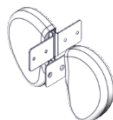
••Custom order; Approx. lead time: 6-8 weeks.



- Fixed Side Supports w/ Cover, Type 6 One Size 8910301-6
- Fixed Lateral, Type 6, Right 4 1/2" x 5 1/2" One Size x8910301-6L \$116 E0956
- Fixed Lateral, Type 6, Left 4 1/2" x 5 1/2" One Size x8910301-6R \$116 E0956

Width Between Laterals

Pad Type 1-4		Min.	Max	Pad Type 5-6		Min.	Max
Back Size	1	6"	10 1/2"	Back Size	1	4"	8 1/2"
	2	8"	12 1/2"		2	6"	10 1/2"
	3	10"	14 1/2"		3	8"	12 1/2"
Extended	4	12"	16 1/2"	Extended	4	10"	14 1/2"



- Fixed Upper Arm Sup. w/Cover** 5" x 4" Type 1 8910407-11 \$89 K0108
- Fixed Upper Arm Sup. w/Cover** 7 1/2" x 4 3/4" Type 2 8910407-22 \$107 K0108

**Fixed lateral supports required for use



- Snap Locks for Side Supports, Fits Type 1-4, 6 •• 1,2,3,4,6 8910702-30 \$112
- Snap Locks for Side Supports, Fits Type 5 •• 5 8910702-40 \$112

••Custom order; Approx. lead time: 6-8 weeks.




- Swing-Away Lateral Support Bracket, Right (Ea.) One Size 83900-R \$261 E1028
- Swing-Away Lateral Support Bracket, Left (Ea.) One Size 83900-L \$261 E1028



- Bar, Straight (Ea.) 4 3/4" One Size 81932 \$0
- Bar, Straight, Stainless (Ea.) 3 3/4" One Size 82569 \$0



- Bar, Offset, 1" (Ea.) 4 3/4" One Size 81968 \$0
- Bar, Offset, 1 3/4" (Ea.) 4 3/4" One Size 82000 \$0
- Bar, Offset, 2 1/2" (Ea.) 4 3/4" One Size 81969 \$0

Accessories	Description	Measurements	Size	Part No.	USD Price	HCPCS
	<input type="checkbox"/> Curved Cushion (Ea.)	3½" x 7½"	One Size	6175406	\$122	E0956
	<input type="checkbox"/> Curved Cushion (Ea.)	2½" x 6¾"	One Size	6175405	\$122	E0956
	<input type="checkbox"/> Curved Cushion (Ea.)	2½" x 6"	One Size	6175404	\$122	E0956
	<input type="checkbox"/> Standard Cushion (Ea.)	6" x 4¾"	One Size	6175403	\$122	E0956
	<input type="checkbox"/> Standard Cushion (Ea.)	4" x 4"	One Size	6175402	\$122	E0956
	<input type="checkbox"/> Standard Cushion (Ea.)	2⅔" x 4½"	One Size	6175401	\$122	E0956

Width Between Laterals with Straight Bar

Back Size	Minimum	Maximum
1	8¾"	13"
2	10¾"	15"
3	12¾"	17"
4 (Extended)	14¾" (16¾")	19" (21")

<input type="checkbox"/> Protective Cushion for Laterals, Black (Ea.)		One Size	89150	\$107
<input type="checkbox"/> Belt for Lateral Pads ●●	10"	One Size	84120-25	\$52
<input type="checkbox"/> Belt for Lateral Pads ●●	16"	One Size	84120-40	\$52

●●Custom order; Approx. lead time: 6-8 weeks.

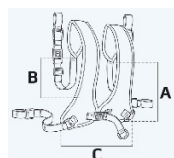
Description	Measurements	Size	Part No.	USD Price	HCPCS
-------------	--------------	------	----------	-----------	-------



<input type="checkbox"/> Torso Vest (Ea.)	S-P: 7¾"-10¾"	XS	85705-XS	\$232	E0960
<input type="checkbox"/> Torso Vest (Ea.)	S-P: 10¾"-12½"	S	85705-S	\$232	E0960
<input type="checkbox"/> Torso Vest (Ea.)	S-P: 12½"-16"	M	85705-M	\$232	E0960
<input type="checkbox"/> Torso Vest (Ea.)	S-P: 16"-18½"	L	85705-L	\$232	E0960
<input type="checkbox"/> Torso Vest (Ea.)	S-P: 18½"-20½"	XL	85705-XL	\$232	E0960
<input type="checkbox"/> Torso Vest (Ea.)	S-P: 20½"-23½"	XXL	85705-XXL	\$232	E0960



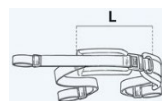
<input type="checkbox"/> Cross Vest (Ea.)	S-P: 7¾"-12½"	XS	85720-XS	\$220	E0960
<input type="checkbox"/> Cross Vest (Ea.)	S-P: 10¼"-13½"	S	85720-S	\$220	E0960
<input type="checkbox"/> Cross Vest (Ea.)	S-P: 13½"-17¾"	M	85720-M	\$220	E0960
<input type="checkbox"/> Cross Vest (Ea.)	S-P: 17¾"-20¾"	L	85720-L	\$220	E0960
<input type="checkbox"/> Cross Vest (Ea.)	S-P: 20¾"-24½"	XL	85720-XL	\$220	E0960



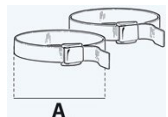
<input type="checkbox"/> Chest Belt, Upholstered (Ea.)	A:11¼xB:7½xC:9¼"-12"	1	85428-1	\$313	E0960
<input type="checkbox"/> Chest Belt, Upholstered (Ea.)	A:14xB:10xC:10-12¾"	2	85428-2	\$313	E0960
<input type="checkbox"/> Chest Belt, Upholstered (Ea.)	A:16½xB:12½xC:10-13"	3	85428-3	\$313	E0960



<input type="checkbox"/> 4-Point Padded Hip Belt, 1"	H-H: 6¾"-12½"	XS	85725-XS	\$156	E0978
<input type="checkbox"/> 4-Point Padded Hip Belt, 1"	H-H: 8¼"-13¾"	S	85725-S	\$156	E0978
<input type="checkbox"/> 4-Point Padded Hip Belt, 1"	H-H: 9¾"-16¼"	M	85725-M	\$156	E0978
<input type="checkbox"/> 4-Point Padded Hip Belt, 1"	H-H: 12½"-17¼"	L	85725-L	\$156	E0978
<input type="checkbox"/> 4-Point Padded Hip Belt, 1"	H-H: 16¼"-20½"	XL	85725-XL	\$156	E0978

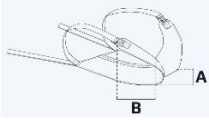




<input type="checkbox"/> 2-Point Pelvic Belt, Black	L: 13-14½"	1	85424-1	\$112	E0978
---	------------	---	---------	-------	-------



<input type="checkbox"/> Foot Straps, Plastic Lock (Pr.)	Max: 22", A: 13½"-20½"	One Size	85096	\$42	K0040
<input type="checkbox"/> Foot Straps, Velcro (Pr.)		One Size	85102	\$59	K0040

Other types of vests and belts available, please see Vest and Belts Order Form

Accessories	Description	Measurements	Size	Part No.	USD Price	HCPCS
	<input type="checkbox"/> Pelvic Harness	A: 6½ x B:7½"	0	89108-0	\$284	K0108
	<input type="checkbox"/> Pelvic Harness	A: 8½ x B:8¾"	1	89108-1	\$284	K0108
	<input type="checkbox"/> Pelvic Harness	A: 10½ x B:9¾"	2	89108-2	\$284	K0108
	<input type="checkbox"/> Ankle Straps	C: 6¼-9"	1	85745-XS	\$214	K0108
	<input type="checkbox"/> Ankle Straps	C: 9-12¼"	2	85745-M	\$214	K0108
	<input type="checkbox"/> Ankle Straps	C: 11½-15"	3	85745-XL	\$214	K0108
	<input type="checkbox"/> Formed Footplates (Pr.) ♦	L: 8½"	1, 2	86147	\$191	
	<input type="checkbox"/> Formed Footplates (Pr.) ♦	L: 9¼"	3, 4	86148	\$191	

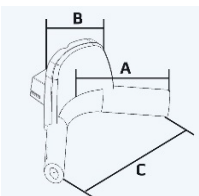
♦Footplate will need drilling by supplier once position is set

Description	Measurements	Size	Part No.	USD Price	HCPCS
-------------	--------------	------	----------	-----------	-------

Swing-away Mounting Brackets - Height, Depth, Angle and Lateral Adjustable

<input type="checkbox"/> Turtle Bar System ♦	A: 5", B: 4-8½"	Short	98619-25	\$267	E1028
<input type="checkbox"/> Turtle Bar System ♦	A: 10", B: 4-8½"	Long	98619-26	\$267	E1028

♦Required with Anatomic Head Support; 5099001, 5099002 or 5099003



<input type="checkbox"/> Anatomic Head Support ♦	A:5½ x B:5½ x C:9½"	Small	5099001	\$296	E0955
<input type="checkbox"/> Head Support Cover (Required)		Small	9923-83	\$0	
<input type="checkbox"/> Anatomic Head Support ♦	A:6 x B:5½ x C:10"	Medium	5099002	\$296	E0955
<input type="checkbox"/> Head Support Cover (Required)		Medium	9945-83	\$0	
<input type="checkbox"/> Anatomic Head Support ♦	A:6½ x B:5½ x C:12½"	Large	5099003	\$296	E0955
<input type="checkbox"/> Head Support Cover (Required)		Large	9967-83	\$0	

♦Turtle Bar System Short or Long Required; 98619-25 or 98619-26

XX = Turtle Bar Size

92 = Short Turtle Bar 93 = Long Turtle Bar



9971xxx-xx

9973xxx-xx

Adjustable Headrest without Dynamic Feature - Requires Bracket (see below)

<input type="checkbox"/> Adj. Width Headrest, Large Laterals, Black Cover ♦	99737xx-85	\$353	E0955
<input type="checkbox"/> Adj. Width Headrest, Large Laterals, w/Speakers, Black Cover ♦♦	99717xx-85	\$469	E0955

♦♦Custom order; Approx. lead time: 6-8 weeks.

♦Turtle Bar System Short or Long Required; x98619-25 or x98619-26



9975xxx-xx

Adjustable Headrest with Dynamic Feature - Requires Bracket (see below)

<input type="checkbox"/> Adj. Width Headrest, Large Laterals, Black Cover ♦	99736xx-85	\$447	E0955
<input type="checkbox"/> Adj. Width Headrest, Large Laterals, w/Speakers, Black Cover ♦♦	99756xx-85	\$447	E0955

♦♦Custom order; Approx. lead time: 6-8 weeks.

♦Turtle Bar System Short or Long Required; x98619-25 or x98619-26



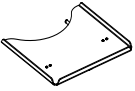





<input type="checkbox"/> Headband System for Anatomic Head Support Only	One Size	99500	\$267	E0955
---	----------	-------	-------	-------

<input type="checkbox"/> Universal Headrest Mount ♦	One Size	87590	\$71	E1028
---	----------	-------	------	-------

♦Required when using other manufactures Head Support

Allows most Whitmyer, Stealth, Otto Bock headrest, I2I to mount to our products (x:panda, Serval, etc.). Please contact Customer Service for confirmation

Other types of headrest available, please see Head Supports Order Form

Accessories	Description	Measurements	Size	Part No.	USD Price	HCPCS
All trays require armrest						
	<input type="checkbox"/> Tray, Grey (Ea.) ••		1,2	8910720-1	\$133	E0950
	<input type="checkbox"/> Swing-Away Removable Hardware (Ea.) (Required)		1,2	X8910720-12	\$220	E1028
	<input type="checkbox"/> Tray, Grey (Ea.) ••		3,4	8910720-2	\$133	E0950
	<input type="checkbox"/> Swing-Away Removable Hardware (Ea.) (Required)		3,4	X8910720-22	\$220	E1028
••Custom order; Approx. lead time: 6-8 weeks.						
	<input type="checkbox"/> Tray, Two-Rod System, Grey (Ea.)		1,2	8910725-1	\$133	E0950
	<input type="checkbox"/> Swing-Away Removable Hardware (Ea.) (Required)		1,2	X8910725-12	\$220	E1028
	<input type="checkbox"/> Tray, Two-Rod System, Grey (Ea.)		2,3	8910725-2	\$133	E0950
	<input type="checkbox"/> Swing-Away Removable Hardware (Ea.) (Required)		2,3	X8910725-22	\$220	E1028
	<input type="checkbox"/> Tray, Two-Rod System, Grey (Ea.)		4	8910725-3	\$133	E0950
	<input type="checkbox"/> Swing-Away Removable Hardware (Ea.) (Required)		4	X8910725-32	\$220	E1028
	<input type="checkbox"/> Tray, Plastic, Grey		1,2	8976350	\$261	E0950
	<input type="checkbox"/> Toy Bar for Tray ◆ <i>n/a on size 4 tray</i>		1,2,3	8910740	\$261	
	<input type="checkbox"/> Grip Handle for Tray ◆, •• ◆ <i>Does not work on size 4 x:panda</i> •• <i>Custom order; Approx. lead time: 6-8 weeks. Non-returnable item</i>		1,2,3	8910750	\$469	
	<input type="checkbox"/> Activity Center ◆, •• ◆ <i>Does not work on size 4 x:panda</i> •• <i>Custom order; Approx. lead time: 6-8 weeks. Non-returnable item</i>		1,2,3	89250	\$939	
	<input type="checkbox"/> x:panda Canopy- Attaches to Seat ◆ ◆ <i>For size 1 and 2 x:panda only</i>		One Size	SN67-9901	\$162	
	<input type="checkbox"/> Stingray Canopy, Black fits x:panda size 1 & 2		1	8740110	\$382	
	<input type="checkbox"/> Stingray Canopy, Black fits x:panda size 3 & 4		2	8740120	\$382	
	<input type="checkbox"/> Holders for Stingray Canopy** ** <i>Required when ordering Stingray Canopy</i>		One Size	9589100	\$53	

x:panda on High-Low Frames

→When selecting the x:panda on a High-Low:x base, suggested HCPCS do not apply

Indoor Models

Manual Lift

- High-Low:xo Indoor sz 1* 6 ¾ - 23 ¼" 154 lbs max 1,2 89010522 \$2,110 K0108
- High-Low:xo Indoor sz 2* 8 ½ - 23 ½" 165 lbs max 3 89020522 \$2,264 K0108
- High-Low:xo Indoor sz 3♦* 11 ¾ - 21 ¼" 220 lbs max 4 89020522 \$2,264 K0108

*Requires Push Brace (890009-04 or 8910555)

Power Lift

- High-Low:xo Indoor sz 1●●* 6 ¾ - 22 ¾" 154 lbs max 1,2 89010532 \$3,390 K0108
- High-Low:xo Indoor sz 2●●* 8 ¼ - 22 ¾" 165 lbs max 3 89020532 \$3,640 K0108
- High-Low:xo Indoor sz 3♦* 10 ¾" -20 ¾" 209 lbs max 4 89030532 \$3,963 K0108

♦Adapter not included on Power or Manual Indoor sz 3

●●Custom order; Approx. lead time: 6-8 weeks. Non-returnable item

*Requires Push Brace (890009-04 or 8910555)

- Adaptor for x:panda sz 4 on High-Low:xo 3 ♦ 4 8911610-99 \$202
- ♦Required when ordering High-Low:x sz 3 (8911607-02ELUS)

- Anti-Tip for Indoor High-Low:xo Indoor One Size 890007 \$238

- Push Brace - Fixed Angle One Size 890009-04 \$209

- Push Brace - Angle Adjustable; n/a on x:panda sz 4 1,2,3 8910555 \$447

Outdoor Models

Manual Lift

- High-Low:xo Outdoor sz 1, Manual Lift - for x:panda sz 1 & 2 1,2 89110152 \$3,556 E1233
- High-Low:xo Outdoor sz 2, Manual Lift - for x:panda sz 3 3 89120152 \$4,000 E1233

●●Custom order; Approx. lead time: 6-8 weeks. Non-returnable item

Power Lift

- High-Low:xo Outdoor sz 1, Power Lift - for x:panda sz 1 & 2 ●● 1,2 89110132 \$4,510 E1233
- High-Low:xo Outdoor sz 2, Power Lift - for x:panda sz 3 ●● 3 89120132 \$4,620 E1233

●●Custom order; Approx. lead time: 6-8 weeks. Non-returnable item

High-Low:x Outdoor frame not available for x:panda size 4.

- Anti-Tip for High-Low:xo Outdoor One Size 890008 \$256
- Custom order; Approx. lead time: 6-8 weeks.

- Transit Option for High-Low Outdoor Frame (Set) One Size 890005 \$278

x:panda on Stingray Frame

- Stingray Tilt-In-Space - for x:panda sz 1 & 2 (Individual Wheel Locks) One Size 8702212-XP \$3,424 E1233
- For use with x:panda size 1 (S,M,L) x:panda size 2 (S,M)**

- Stingray Tilt-In-Space - for x:panda sz 1 & 2** (Central Wheel Locks) One Size 8702222-XP \$3,940 E1233
- **Required if using Vent Tray
For use with x:panda size 1 (S,M,L) x:panda size 2 (S,M)

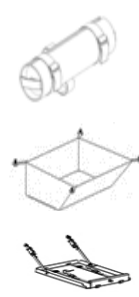
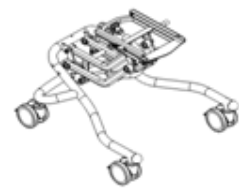
- Transit Option for Stingray (Set) One Size 8720902 \$232

- O2 Tank Holder *●● 8776295 \$406 E2208
- *Transit Option (9720902) is required
●●Custom order, Approx. lead time: 6-8 weeks. Non-returnable item

- Medical Essential Carrier One Size 8720600 \$112

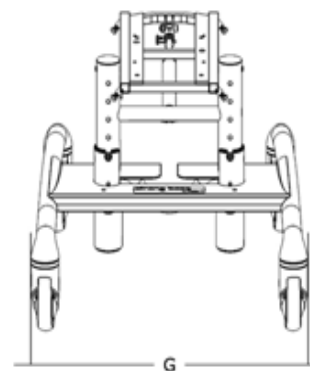
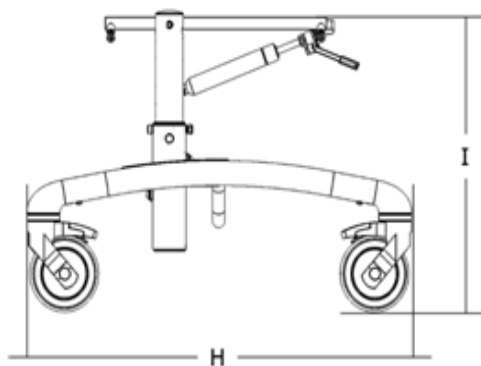
- Vent Tray ♦* One Size 8776290 \$528 K0108
- ♦ Requires Central Wheel Locks
*44 lbs. weight capacity

- IV Pole, Height Adjustable and Collapsible One Size C904566 \$232 K0105
 - IV Pole Holder** 8776291 \$162
- **Required if using IV Pole








R82 Strong Base for x:panda sz 4

USD Retail Price List/ Order Form

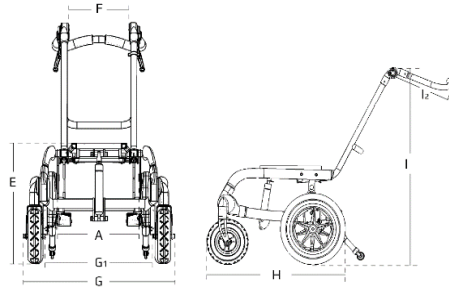


	Strong Base Manual adj. Inches	Strong Base Spindle adj. Inches
Frame width (G)	23½"	23½"
Frame length (H)	27¼"	27¼"
Height (I)	11¾-21¾"	11¾-21¾"
Top of x:panda 4 seat to floor	16½-26½"	16½-26½"
Top of Panda 5 seat to floor	17¾-27½"	17¾-27½"
Angling of base plate	-10 - +25°	-10 - +25°
Weight	31 lbs.	34¼ lbs.
Max. load	264 lbs.	264 lbs.

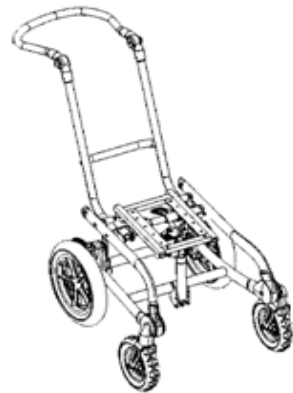
Mobility Bases	Description	Measurements	Size	Part No.	USD Price	HCPCS
	<input type="checkbox"/> Strong Base, Manual Lift - for x:panda sz 4 ●● ●●Custom order; Approx. lead time: 6-8 weeks. Non-returnable item		One Size	89508-1M	\$1,948	
	<input type="checkbox"/> Strong Base with Spindle - for x:panda sz 4 ●● ●●Custom order; Approx. lead time: 6-8 weeks. Non-returnable item		One Size	89508-1S	\$2,242	
	<input type="checkbox"/> Adapter for Strong Base (Required) ●●Custom order; Approx. lead time: 6-8 weeks. Non-returnable item		One Size	8911610-99L	\$232	
	<input type="checkbox"/> Push Brace - Fixed Angle		One Size	8910545	\$184	
	<input type="checkbox"/> Angle Adjustable Push Brace, Long		One Size	8910565	\$342	

R82 Multi Frame

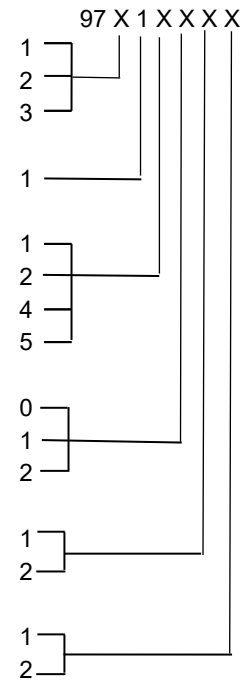
USD Retail Price List/ Order Form



	Size 1 Inches	Size 2 Inches	Size 3 Inches
Width, inside (A)	13½"	15¼"	17¼"
Height floor to basic plate (E) (top/mid/bottom pos.)	15½/16¾/18"	15½/16¾/18"	15½/16¾/18"
Back width, inside (F)	9¾"	11½"	13½"
Overall width 12½" (G)	23¼"	25¼"	27¼"
Overall width 22" (G)	23¼"	25¼"	27¼"
Distance between wheels w/drum brakes (G1)	17"	19"	20¾"
Distance between wheels wo/drum brakes (G1)	17¼"	19¼"	21¼"
Length, with 12½" (22") wheels(H)	25¼" (29½")	25¼" (29½")	27¼" (31½")
Overall height push brace 15°(I)	36"	36"	36"
Overall height push brace 30° (I)	33½"	33½"	33½"
Push brace length (I2)	8¾"	8¾"	8¾"
Folded height, w/ 12½" (22")back wheels (mid position)	18½" (22")	18½" (22")	18½" (22")
Folded length, with 12½" (22")	28¾" (33½")	28¾" (33½")	30¾" (35½")
Max load	220.4 lbs.	220.4 lbs.	220.4 lbs.



- HCPCS**
- Size 1 E1233
 - Size 2 E1233
 - Size 3 E1161
 - Silver
 - 12½" air, black, incl. wheel brake
 - 22" air, grey, incl. wheel brake
 - 12½" solid, black, incl. wheel brake
 - 22" solid, grey, incl. wheel brake
 - Standard brake - see above
 - Drum Brake for 12½" - *Upcharge*
 - Drum brake for 22" - *Upcharge*
 - 7" x 2" Pneumatic Caster Tires
 - 7" x 2" Solid Caster Tires
 - Gradual back angling
 - Gradual back angling, w/ additional dept



Description	Measurements	Size	Part No.	USD Price	HCPCS
<input type="checkbox"/> Wheelchair Frame with 12½" Rear Wheels		97x140x10	973110210	\$3,338	
<input type="checkbox"/> Wheelchair Frame with 22" Rear Wheels		97x150x10	973120210	\$3,419	
<input type="checkbox"/> Drum Brakes, 12½" or 22" Rear Wheels (Upcharge)				\$319	

Most Common Configuration:

- Multi Frame sz 3, Silver, 7x2", 12½" Solid Tire, Std. Wheel Locks 973140210 \$2,723

••All other configurations are a custom order; Approx. lead time: 6-8 weeks. Non-returnable item

Accessories	Description	Measurements	Size	Part No.	USD Price	HCPCS
-------------	-------------	--------------	------	----------	-----------	-------

Adaptor is required for x:panda size 1, 2 & 3. The x:panda size 3 can also be permanently mounted on the Multi Frame without an adaptor.



- Adaptor for x:panda on Multi Frame - for x:panda sz 1, 2 & 3 8911610-98 \$203
- Adaptor for x:panda on Multi Frame sz 3 - for x:panda sz 4 ♦ 8911610-99 \$202

♦ **Adaptor is required on x:panda sz 4**

- Anti-Tips 970957 \$168 E0971
- Transit Option for Multi Frame 970905 \$232



- Vent Tray for Multi Frame sz 2 & 3 ●● 970815 \$521 E1029

●● **Custom order; Approx. lead time: 6-8 weeks.**

Description	Measurements	Part No.	USD Price	HCPCS
-------------	--------------	----------	-----------	-------

The following Foot Support options are for the High-Low:x, Strong Base, Stingray, Multi Frame & Multi Frame:x



- Footplate, Angle & Height Adj. 12" x 7½" 95145-1 \$133 K0040
- Footplate, Angle & Height Adj. 14" x 9" 85145-2 \$133 K0040



- Footplate, Angle & Height Adj. ♦ 14" x 9" 95145-2 \$133 K0040
- Footplate, Angle & Height Adj. ♦ 16" x 9½" 95145-3 \$133 K0040
- Footplate, Angle & Height Adj. ♦ 18¾" x 9½" 95145-4 \$133 K0040

♦ **Includes 4" mounting fitting**



- Mounting for footplate, for higher fitting** 85135 \$69

****To be used with 8910821-x**

Footplates must include a mounting bar below



- Elevating Footplate Mounting Bar 6" - 10½" 8910821-1 \$168 K0108
- Elevating Footplate Mounting Bar 6" - 14½" 8910821-2 \$168 K0108
- Elevating Footplate Mounting Bar 6" - 17" 8910821-3 \$168 K0108

Description	Measurements	Part No.	USD Price	HCPCS
-------------	--------------	----------	-----------	-------



- Multi Adj. Foot Support ●● 6" - 10½" 8910852-1 \$469 K0108
- Multi Adj. Foot Support ●● 6" - 14½" 8910852-2 \$469 K0108
- Multi Adj. Foot Support ●● 6" - 17" 8910852-3 \$469 K0108

●● **Custom order; Approx. lead time: 6-8 weeks.**



- Width Extension - Multi-Adj. Foot Support ●● 8910855 \$89

●● **Custom order; Approx. lead time: 6-8 weeks. Non-returnable item**

Description	Measurements	Part No.	USD Price	HCPCS
-------------	--------------	----------	-----------	-------



- Individual Foot Supports (Pr.) ●● 7" x 3" 89143-1 \$469
- Individual Foot Supports (Pr.) ●● 8½" x 3½" 89143-2 \$469
- Individual Foot Supports (Pr.) ●● 9½" x 4½" 89143-3 \$469

●● **Custom order; Approx. lead time: 6-8 weeks.**



- Dual Elevating Footplate Mount Bar 6" - 10½" 8910841-1 \$168
- Dual Elevating Footplate Mount Bar 6" - 14½" 8910841-2 \$168
- Dual Elevating Footplate Mount Bar 6" - 17" 8910841-3 \$168

●● **Custom order; Approx. lead time: 6-8 weeks.**

HCPCS codes are provided for your convenience and are NOT to be considered billing or legal advice. Providers are responsible for insuring that all appropriate billing codes are used when submitting claims. Proper use of HCPCS codes does not insure coverage or payment. Contact the appropriate payer for coverage information.

Prices in USD & is subject to change without notice

For Quotes and Orders please send completed Order Form to: sales.us@etac.com or Fax: 1-800-760-0537

OF6700-ENG-REV.09

Etac
13137 Bleinheim Lane
Matthews, North Carolina 28105

