

# R82 Manatee

## USD Retail Price List/ Order Form

Account #: \_\_\_\_\_ Purchase Order No.: \_\_\_\_\_ Date: \_\_\_\_\_  
 Contact: \_\_\_\_\_ Mark For: \_\_\_\_\_

Bill To:	Ship To:
Address:	Address:
City/State/Zip:	
Phone:	City/State/Zip:
Email	Phone:

### US Configuration

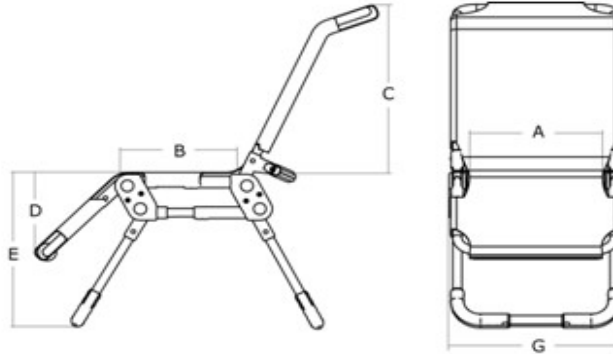
Effective: 01.01.22 - Rev 5

- Manatee
- Head support
- Leg belts
- Frame



- A (Back Height) \_\_\_\_\_
- B (Arm Height) \_\_\_\_\_
- C (Lower Leg Length) \_\_\_\_\_
- D (Seat Depth) \_\_\_\_\_
- E (Chest Width) \_\_\_\_\_
- F (Seat Width) \_\_\_\_\_
- G (Height-Seat to Top of Head) \_\_\_\_\_
- H (Shoulder Width) \_\_\_\_\_
- Age \_\_\_\_\_
- Weight \_\_\_\_\_

### Measurements



<b>Manatee</b>	<b>Size 0 Inches</b>	<b>Size 1 Inches</b>	<b>Size 2 Inches</b>	<b>Size 3 Inches</b>
Seat Width (A)	12 <sup>3</sup> / <sub>4</sub> "	12 <sup>3</sup> / <sub>4</sub> "	12 <sup>3</sup> / <sub>4</sub> "	15 <sup>1</sup> / <sub>2</sub> "
Seat Depth (B)	8 <sup>1</sup> / <sub>2</sub> - 9 <sup>3</sup> / <sub>4</sub> "	11 <sup>3</sup> / <sub>4</sub> - 14 <sup>1</sup> / <sub>2</sub> "	15 <sup>1</sup> / <sub>4</sub> - 18"	15 <sup>1</sup> / <sub>2</sub> "-18 <sup>1</sup> / <sub>4</sub> "
Back Height (C)	16 <sup>3</sup> / <sub>4</sub> "	16 <sup>3</sup> / <sub>4</sub> "	22 <sup>1</sup> / <sub>2</sub> "	25"
Lower Leg Length (D)	11"	11"	13 <sup>1</sup> / <sub>4</sub> "	13 <sup>1</sup> / <sub>4</sub> "
Seat Height (E)	5 <sup>1</sup> / <sub>2</sub> - 16 <sup>3</sup> / <sub>4</sub> "	5 <sup>1</sup> / <sub>2</sub> - 16 <sup>3</sup> / <sub>4</sub> "	5 <sup>1</sup> / <sub>2</sub> - 16 <sup>3</sup> / <sub>4</sub> "	5 <sup>1</sup> / <sub>2</sub> -16 <sup>3</sup> / <sub>4</sub> "
Total Width (G)	16 <sup>1</sup> / <sub>2</sub> "	16 <sup>1</sup> / <sub>2</sub> "	16 <sup>1</sup> / <sub>2</sub> "	19"
Length Folded	"40 - 43"	43 - 45 <sup>3</sup> / <sub>4</sub> "	53 - 55 <sup>3</sup> / <sub>4</sub> "	56-58 <sup>3</sup> / <sub>4</sub> "
Height Folded	5"	5"	5"	5"
Weight	12 lbs.	12 lbs.	13.25 lbs.	15 <sup>1</sup> / <sub>2</sub> "
Max. Load	110 lbs.	110 lbs.	165 lbs.	165 lbs.

## Measurements

Frames	Shower Frame	Bath Tub Frame
Width	23"	17"
Length	38¼"	28½ - 43¼"
Height, Seat to Floor	29½", 32½", 35½"	25½"
Storage Height	8"	10½"
Weight	17½ lbs.	4½ lbs.
Max. Load	165 lbs.	165 lbs.



## Manatee Standard Features



- Manatee comes in 4 sizes; 0, 1, 2 or 3
- Head/Lateral Support
- Height Adjustable Foldable Frame
- Cover in Red or Blue Soft Nylon
- Belt for Waist/Hip
- HCPCS n/a for Manatee


Description	Size	Part No.	USD Price
<b>Required, must select a color</b>			
<b>X = Color</b>			
<input type="checkbox"/> Blue = 5			
<input type="checkbox"/> Red = 4			
<input type="checkbox"/> Manatee, Blue *	0	882005	\$731
<input type="checkbox"/> Manatee	1	88201X	\$731
<input type="checkbox"/> Manatee	2	88202X	\$731
<input type="checkbox"/> Manatee	3	88203X	\$798

\* Size 0 is only available in Blue





Frame	Description	Size	Part No.	USD Price
	<input type="checkbox"/> Basic Manatee Frame	One Size	882101	\$365
	<input type="checkbox"/> Rolling Shower Frame	One Size	882100	\$741
	<input type="checkbox"/> Wall Mount for Frame	One Size	882110	\$162
<b>Required, must select a color</b>				
<b>X = Color</b>				
	<input type="checkbox"/> Blue = 5			
	<input type="checkbox"/> Red = 4			
	<input type="checkbox"/> Net for Frame *	One Size	88210X	\$74


\*Custom order; Approx. lead time: 6-8 weeks

### IMPORTANT: No returns or exchanges accepted for this product

Frame	Description	Size	Part No.	USD Price
	<input type="checkbox"/> Tub Slider without Manatee w/ Casters (W: 50") *	1, 2	MC6000PED	\$3,406
	<input type="checkbox"/> Tub Slider without Manatee w/ Casters (W: 50")	3	MC6200PED	\$4,151

\*Custom order; Approx. lead time: 6-8 weeks. Non-returnable item

Accessories	Description	Measurements	Size	Part No.	USD Price
	<b>Required, must select a color</b>				
	<b>X = Color</b>				
	<input type="checkbox"/> Blue = 5				
	<input type="checkbox"/> Red = 4				
	<input type="checkbox"/> Head/Lateral Support		0, 1, 2	88301X	\$115
	<input type="checkbox"/> Head/Lateral Support		3	88306X	\$115
	<input type="checkbox"/> Torso Belt		0, 1, 2	88302X	\$80
	<input type="checkbox"/> Torso Belt		3	88307X	\$80
	<input type="checkbox"/> Leg Straps		0, 1, 2	88305X	\$80
	<input type="checkbox"/> Leg Straps		3	88310X	\$101
	<input type="checkbox"/> Pommel		0, 1, 2	88304X	\$101
	<input type="checkbox"/> Pommel *		3	88309X	\$101
	<i>*Pommel sz 3 in RED is a custom order; Approx. lead time: 6-8 weeks</i>				

Spare Parts	Description	Measurements	Size	Part No.	USD Price
	<input type="checkbox"/> Belt for Waist/Hip		0, 1, 2	88303X	\$80
	<input type="checkbox"/> Belt for Waist/Hip		3	88308X	\$80
	<b>Required, must select a color</b>				
	<b>X = Color</b>				
	<input type="checkbox"/> Blue = 5				
	<input type="checkbox"/> Red = 4				
	<input type="checkbox"/> Cover *		0	882205	\$266
	<input type="checkbox"/> Cover		1	88221X	\$266
	<input type="checkbox"/> Cover		2	88222X	\$266
	<input type="checkbox"/> Cover		3	88223X	\$266
	<i>* Size 0 is only available in Blue</i>				

**IMPORTANT: No returns or exchanges accepted for this product**

**Prices in USD & is subject to change without notice**  
**For Quotes and Orders please send completed Order Form to: [sales.us@etac.com](mailto:sales.us@etac.com) or fax: 1-800-760-0537**

Etac  
13137 Bleinheim Lane  
Matthews, North Carolina 28105  
+1 844-US-MOBILITY (844-876-6245)  
[www.etac.us.com](http://www.etac.us.com)

OF5600-ENG-REV.04

  
Creating Possibilities