



Prio

Therapist		User	
Phone no		Order date	
Purchase Order no		Customer Ref	
Base price	€XXX	Standard option included in base price	
Colour	01 Black		



Item no	Seat width (sw)	Seat depth
13420405	40 cm	39-51 cm
13420409	45 cm	39-51 cm
13420413	50 cm	39-51 cm
13420417	55 cm	39-51 cm

OPTIONS

Seat depth Config no Item no



Settings			
39-46 cm	position 1	Pre-set seat depth 42 cm	43098
41.5-48.5 cm	position 2	Pre-set seat depth 44.5 cm	43099
44-51 cm	position 3	Pre-set seat depth 47 cm	43101

Tilt & Recline Config no Item no

Tilt -3° to +20° & Recline 0° to +30°

Manual tilt & recline



Attendant operated tilt & recline	Tilt lever on right push handle and recline lever on left push handle		43586
User operated self tilt	Mounted under arm support	Right Left	28770
Manual back recline	Back recline lever on left push handle		43590-1/-2
Fixed back +5°, +10° or +15°	Pre-set at +10°		43589-1/-2

Electric tilt & recline



Electric tilt & recline	43261	28348
Not with dynamic pelvic support, comfort lock, QR-pin or oxygen holder.		

Seating Config no Item no

Seat plate



Wood			
	without hook-and-loop		
	with hook-and-loop		
Plastic			
	without hook-and-loop		
	with hook-and-loop		

Config no	Wood without hook-and-loop	Wood with hook-and-loop	Plastic without hook-and-loop	Plastic with hook-and-loop
sw 40 cm	43578	43582	43086	43090
sw 45 cm	43579	43583	43087	43091
sw 50 cm	43580	43584	43088	43092
sw 55 cm	43581	43585	43089	43093

Seat cushion



Without seat cushion			
Basic	Short seat depth 50 cm		
	plush	43000-60 to 43003-60	
	hygiene	43000-65 to 43003-65	
	Tidy	43071-65 to 43074-65	
	Long seat depth 56 cm		
	plush	43008-60 to 43011-60	
	hygiene	43008-65 to 43011-65	



Comfort

Short seat depth 50 cm

plush	28808-60 to 28811-60
hygiene	28808-65 to 28811-65
Tidy	28569-65 to 28572-65

Long seat depth 56 cm

plush	28812-60 to 28815-60
hygiene	28812-65 to 28815-65
Tidy	28565-65 to 28568-65

Short seat depth 50 cm	Basic plush	Basic hygiene	Basic Tidy	Comfort plush	Comfort hygiene
sw 40 cm	27751-60	27751-65	28055-65	27755-60	27755-65
sw 45 cm	27752-60	27752-65	28056-65	27756-60	27756-65
sw 50 cm	27753-60	27753-65	28057-65	27757-60	27756-66
sw 55 cm	27754-60	27754-65	28058-65	27758-60	27756-67
Long seat depth 56 cm					
sw 40 cm	27759-60	27759-65	-	27763-60	27763-65
sw 45 cm	27760-60	27760-65	-	27764-60	27764-65
sw 50 cm	27761-60	27761-65	-	27765-60	27765-65
sw 55 cm	27762-60	27762-65	-	27766-60	27766-65


Back supports

Config no

Item no

3A back support

lumbar angle -12° to +10°



Back height 46-62 cm

inkl tension adjustable back

pre-set back height 52 cm	sw 40 cm		43562
	sw 45 cm		43563
	sw 50 cm		43564
	sw 55 cm		43565

inkl tension adjustable back and dynamic pelvic support

sw 40 cm	43570
sw 45 cm	43571
sw 50 cm	43572
sw 55 cm	43573

Back height 52-68 cm

inkl tension adjustable back and 3A back extension item:

pre-set back height 58 cm	sw 40 cm	43562 + 28659	43566
	sw 45 cm	43563 + 28659	43567
	sw 50 cm	43564 + 28660	43568
	sw 55 cm	43565 + 28660	43569

inkl tension adjustable back, 3A back extension and dynamic pelvic support

sw 40 cm	43574
sw 45 cm	43575
sw 50 cm	43576
sw 55 cm	43577

Back cushions & covers

Config no

Item no

Back cushion

Standard, plush	43291-60 to 43294-60
Standard, hygiene	43291-65 to 43294-65
3D, plush	63343-60 to 63346-60
Cover, plush	43249-60 to 43252-60



Standard, plush



Standard, hygiene



3D, plush



sw 40 cm	28410-60	28410-65	63343-60	63339-60
sw 45 cm	28411-60	28411-65	63344-60	63340-60
sw 50 cm	28412-60	28412-65	63345-60	63341-60
sw 55 cm	28413-60	28413-65	63346-60	63342-60

Head supports

Item no

Head support



Traditional

26x14 cm incl turtle bar 350 mm

with plush cover	28534-60
with hygiene cover	28534-65

With side support

incl turtle bar 350 mm

with plush cover	28536-60
with hygiene cover	28536-65

Comfort lock

Config no

Item no



Without comfort lock				43295
With comfort lock				
	0°			43102
	4°			43103
	8°			43104
	12°			43105

Arm supports

Config no

Item no

Arm support



Standard arm pad L49	length 49 cm, width 8.5 cm			
height adjustable 23.5-35 cm	depth adjustment of pad w tools	Right	Left	28827-1/-2
height adjustable 23.5-35 cm	depth adjustment of pad w fingerscrew	Right	Left	28828-1/-2
height adjustable 20-26 cm, Low	depth adjustment of pad w tools	Right	Left	28838-1/-2
Narrow arm pad L38	length 38 cm, width 5 cm			
height adjustable 21.5-32.5 cm		Right	Left	28826-1/-2
height adjustable 18-23 cm, Low		Right	Left	28784-1/-2
R82 arm pad L37	length 37 cm, width 8 cm	Right	Left	28801-1/-2
Without arm pad		Right	Left	28832-1/-2

Leg supports (hangers)

Config no

Item no

Elevated



Prio incl calf support, hygiene	lower leg length 31-49 cm	Right	Left	
	sw 40 cm			43392/43393 27857-65-1/-2
	sw 45 cm			43392/43393 27858-65-1/-2
	sw 50 cm			43392/43393 27859-65-1/-2
	sw 55 cm			43392/43393 27860-65-1/-2

Fixed angle



Swing away, detachable	lower leg length 31-49 cm			
	Wide angle 70°	Right	Left	25574-01
	Narrow angle 80°	Right	Left	25570-01

Amputee



Amputee support 25x15x4 cm	for sw 40-45 cm			
	Plush	Right	Left	25516-80
	Hygiene	Right	Left	25516-63
Amputee support 25x20x6 cm	for sw 50-55 cm			
	Plush	Right	Left	26210-60-1/-2
	Hygiene	Right	Left	26210-63-1/-2
Amputation weight		Right	Left	26876

Foot supports




Item no

Divided



Flip up	attachment tube:			
	standard	Right	Left	
	+10 cm	Right	Left	
Heel strap	for divided foot supports			24458

One piece

Flip up				
				
	Divided standard	Divided +10 cm	One-piece	
sw 40 cm	25644-1/2	25650-1/2	25937	
sw 45 cm	25736-1/2	25737-1/2	25937	
sw 50-55 cm	25646-1/2	25652-1/2	26853	

Rear wheels

Config no

Item no

C6



20"	Aluminium	Stainless steel	Plastic coated
Solid	83885 (43724)	83910 (43825)	83911 (43726)
High pressure, Speedlite	83908 (43721)	83909 (43722)	83884 (43723)

22"			
Solid	83882 (43718)	83907 (43719)	83883 (43720)
High pressure, Speedlite	83880 (43715)	83906 (43716)	83881 (43717)

24"			
Solid	83876 (43711)	83877 (43712)	83878 (43713)
High pressure, Speedlite	83873 (43708)	83874 (43709)	83875 (43710)

16" Drum brake



16"	Manual	Electric tilt/recline	83283/83284
seat height 40-42.5 (incl spacer 28414)	43248	43277	-
seat height 45	23781	43276	-

20"	Aluminium	Stainless steel	Plastic coated
Solid	81337B (23744)	-	-

C5 Drum brake



22"			
Solid	81339B (23745)	-	-

24"			
Solid	81346B (23746)	81348B (43222)	81347B (43629)
High pressure	-	-	28626B (43307)

QR-axle

Not applicable for 16" wheels where axle is included with the wheel.



Axle QR D12,7x110	for C6 and Maxx	43727	83872
-------------------	-----------------	-------	--------------

Axle QR Drum brake	for C5 Drum brake 20"-24"		81325
--------------------	---------------------------	--	--------------

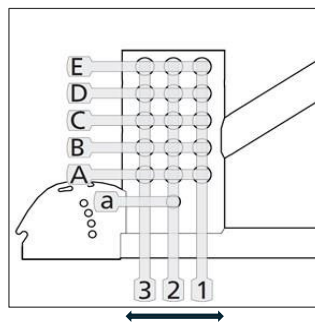
One arm drive



Drive unit	Right	Left	
20"		43224/43225	26534
22"		43226/43227	26533
24"		43228/43229	26522
Telescopic shaft			
sw 40 cm		27318	
sw 45-50 cm		27319	
sw 55 cm		27320	

Seat height

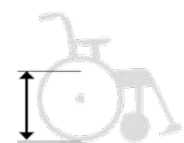
Rear seat height



Heavy to propel and hard to tip. Efficient to propel and easy to tip.

	16"	20"	22"	24"
E	-	38 cm	40.5 cm	42.5 cm
D	-	40.5 cm	43 cm	45 cm
C	-	43 cm	45.5 cm	47.5 cm
B	40 cm	45.5 cm	48 cm	50 cm
A	42.5 cm	48 cm	50.5 cm	52.5 cm
a	45 cm	-	-	-
Ad	51.5 cm*	-	-	-

* only retrofit, requires adapter 28648 which is ordered as an accessory




Front seat height


	6" w front fork S	8" w front fork S
S1	-	-
S2	38-43 cm (24058)	-
S3	-	-
S4	45-45.5 cm (24060)	42.5-48 cm (24065)

	6" w front fork M	8" w front fork M
M1	-	45-48 cm (24061)
M2	42.5-45.5 cm (24055)	47.5-48 cm (24062)
M3	47.5-48 cm (24056)	47.5-48 cm (24063)
M4	50-50.5 cm (24057)	50-52.5 cm (24064)


Castors (see seat height chart below) Config no **Item no**

6" 8"		150 x 34	seat height 38-50.5 cm		28922
		200 x 38	seat height 42.5-52.5 cm		28526


Front forks (see seat height chart below) Config no **Item no**

S M		Steel	seat height 38-48 cm		24038
		Steel	seat height 42.5-52.5		28969


Front fork housings (see seat height chart below) Config no **Item no**

Standard Widened		H100	seat height 38-52.5 cm	80606	28147
		H100	seat height 38-52.5 cm	22017	25763

Brakes Config no **Item no**

Knee lever brake		Red angled handle	Right	Left	43246-1/-2* 43243-1/-2*	27951-1/-2
		Black angled handle	Right	Left	43245-1/-2* 43242-1/-2*	27894-1/-2
		Extended foldable handle	Right	Left	43247-1/-2* 43244-1/-2*	27895-1/-2


* config no is brake with adapter for 16"/20" and 22" wheels

One hand brake		Single hand brake not with brake adapter	Right	Left		27531-1/-2
----------------	---	---	-------	------	--	-------------------

Brake adapter <small>included in configuration</small>	16" and 20"				28654
	22"				28403

Push handles Config no **Item no**

Push handles	Height adjustable	100 mm handle	43122		
		with recline lever			28219-01
		with tilt lever			28220-01

Push handles with drum brake		Height adjustable	100 mm handle and 100 mm brake grip	43123	
			with recline lever		28221-01
			with tilt lever		28222-01

Bow handle	Height adjustable				
	Height & angle adjustable				



Height adjustable



Height & angle adjustable

sw 40 cm	25580-01 (43137)	27163 (43141)
sw 45 cm	25582-01 (43138)	27165 (43142)
sw 50 cm	25583-01 (43139)	27167 (43143)
sw 55 cm	26069-01 (43140)	-





Back support locking Config no **Item no**




Locking pin	std	43223	83037/83003
	e-tilt	43262	83037/83003
	QR	83159	83159


Anti tips Config no **Item no**



Anti tips multi cc59		applicable for all seat heights	284570	28457
----------------------	---	---------------------------------	--------	--------------



ACCESSORIES

Arm supports		Pieces	Item no					
Hemi arm support		horizontal rotation	for item 28826-1/-2	Right	Left	25770-60-1/-2		
Wide and soft arm pad		8 x 40 cm	for item 28826-1/-2			2	26873	
		Hemi arm pad (fixed)	for item 28827-1/-2 and 28828-1/-2			2	28640	
Cover		L49 cm, padded plush	for item 28827-1/-2 and 28828-1/-2	Right	Left	2	63193-60-1/-2	
		L38 cm	for item 28826-1/-2					
		padded plush					2	62283-60
		padded hygiene					2	62283-63
		gel plush					2	26241-60
Side guard pad		gel hygiene				2	26241-63	
		Prio	reduce the seat width 30mm/pair	Right	Left		63271-1/-2	
		Side pads, pair	reduce the seat width 25mm/pair					28021

Attachments for medical devices		Pieces	Item no	
Crutch and cane holder		Universal	1	27327
IV stand		For two IV bags complete with attachment Not with tray.	1	28341
Oxygen holder		Basket for oxygen tube, maximum load 5 kg Only for seat height over 43 cm. Not in combination with Electrical tilt or Lille Viking.	1	28316

Back cushions & covers		Config no	Item no	
Extender		Cushion extension		
		sw 40 cm		28787-65
		sw 45 cm		28788-65
		sw 50 cm		28789-65
		sw 55 cm		28790-65
		Back upholstery extension	sw 40-55 cm	

Head supports		Item no
Extension		Extension head support
		for head support
		Only extension, not complete head support.
Memory function		Memory function
		for head support

Leg and foot supports		Pieces	Item no				
Divided foot supports		Flip up	-8 cm attachment tube	Right	Left		
		sw 40 cm					25656-1/2
		sw 45 cm					25738-1/2
		sw 50-55 cm					25658-1/2
Foot support extension		Extension, plastic	for right & left foldable foot support				
		sw 40 cm				2	50798
		sw 45 cm				2	50799
		sw 50-55 cm				2	50800

Add-on extension

Footsupports right and left, mounted with add-on extensions metal and guide to link right & left extension

sw 40 cm	25644-1/2 + 28775-1/-2 + 28773	28662
sw 45 cm	25736-1/2 + 28775-1/-2 + 28773	28663
sw 50 cm	25646-1/2 + 28776-1/-2 + 28773	28664
sw 55 cm	25646-1/2 + 28776-1/-2 + 28773	28665



Extension, metal	for right & left foldable foot support	
Small, one piece	sw 35-50 cm	28774
Medium	sw 40-45 cm	Right Left 28775-1/-2
Large	sw 50-55 cm	Right Left 28776-1/-2

Guide to link right & left extension into one piece **28773**

Side protection for extension, metal **2** **28772**

Foot box



Foot box	Soft padded	
Medium	sw 40-45 cm	28642
large	sw 50-55 cm	28643



Thigh support

Distal thigh support for fixed leg supports, Right Left **28777-1/-2**
Not with lockable or elevated leg supports



Cover foot support

For flip up foot plates	padded plush	
	sw 40-45 cm	Right Left 63189-60-1/-2
	sw 50-55 cm	Right Left 63192-60-1/-2



Calf support

For one piece foot plate	padded plush	
	sw 40-45 cm	63190-60
	sw 50-55 cm	63191-60



Cover, hygiene for elevated leg support item 26100 **2** **62762-63**



Calf strap	adjustable in length	
	sw 40 cm	27909
	sw 45 cm	27919
	sw 50 cm	27920
	sw 55 cm	27921



Padding for calf strap		
	20 cm	26845
	30 cm	26846
	40 cm	26847



Panel	Plush	
	75 cm (sw 40-45 cm)	63186-60
	90 cm (sw 50-55 cm)	63187-60



Postural supports

Pieces Item no

Positioning belt

Attachment positioning belt Set of 2 **28641**



2 point, plastic push release		
	100 cm	27904
	128 cm	28544




Wedge

Soft	Plush	pcs	
	Short, 15 cm	2	63012-60
	Long, 30 cm	2	63013-60



Cell foam	Polyethylene	pair	
	90 x 20 x 130 mm	28030	
	110 x 20 x 185 mm	28139	
	175 x 25 x 200 mm	28140	



Lateral support



Side cushion		Right	Left		63171-60-1/-2
Side stop, straight	gives extra support to side cushion			2	28136

Back width extension



Width extension, 30 mm	combine with wedges			2	28173
Back widening				2	28786
Widening pad	padded cover with flexible insert			2	28637

Trunk support 3A



Swing away & detachable	Adjustable in height, depth and width				
	0 mm (straight profile)	Right	Left		28181-1/-2
	-15 mm	Right	Left		28180-1/-2
	-45 mm	Right	Left		28141-1/-2
Detachable	Adjustable in height, depth and width	Right	Left		
	0 mm (straight profile)				28142
	+15 mm				28143
	-15 mm				28144
	-45 mm				28145
Adapter kit	allows for mounting R82 pad on to Swing away & detachable trunk support attachment				28240

Cover for trunk support



Swing away R82 pad	Adjustable in height and depth				
	Medium	Right	Left		27915-1/-2
	Large	Right	Left		27916-1/-2
Soft cover	Fits item 28142, 28143, 28144, 28145, 28181-1/-2, 28180-1/-2, 28141-1/-2				28647

Leg abduction



Leg abduction	Detachable, depth-adjustable				
	Complete				28022


Attachment for harness



Upper attachment	to be mounted on head support stem 15x15 mm				28186
------------------	---	--	--	--	--------------

Seating Pieces **Item no**

Widening kit



sw +2 cm					27892
----------	--	--	--	--	--------------

Velcro

Velcro seat compl L300	For retrofitting				28183
------------------------	------------------	--	--	--	--------------

Tilt and recline Pieces **Item no**

Actuator limiters



Clips angle restriction	recline restriction of tilt and/or back				28163
Back angle control	forward limitation of back angle				28573
Tilt limitation forward	forward tilt lock: 0°, 4°, 8° or 12°				28802
Lever locking device	lock for tilt and/or back lever				28047

Pinch protection

Safety edge Prio 16 cpl*					28415
--------------------------	--	--	--	--	--------------

*When retrofitting electric tilt Prio with 16" wheels (from series number 38C), pinch protection must be installed.

Trays

Pieces

Item no

Tray



Transparent		for arm support L49: 28827-1/-2, 28828-1/-2 and L37: 28801-1/-2	
sw 40 cm inkl attachment strap			27971
sw 45 cm inkl attachment strap			27972
sw 50 cm inkl attachment strap			27973
sw 55 cm inkl attachment strap			27974
sw 40 cm with widening kit (sw 42.5 cm) exkl attachment strap			24601
sw 45 cm with widening kit (sw 47.5 cm) exkl attachment strap			26021
sw 50 cm with widening kit (sw 52.5 cm) exkl attachment strap			26907
sw 55 cm with widening kit (sw 57.5 cm) exkl attachment strap			-
Attachment strap			82921

Transparent		for arm support L38: 28826-1/-2	
sw 40 cm inkl attachment strap			25188
sw 45 cm inkl attachment strap			25731
sw 50 cm inkl attachment strap			26020
sw 55 cm inkl attachment strap			26022
sw 40 cm with widening kit (sw 42.5 cm) inkl attachment strap			24419
sw 45 cm with widening kit (sw 47.5 cm) inkl attachment strap			24601
sw 50 cm with widening kit (sw 52.5 cm) inkl attachment strap			26021
sw 55 cm with widening kit (sw 57.5 cm) inkl attachment strap			26907

Hemi tray



Transparent		for arm support L38: 28826-1/-2	
sw 40 cm			26566
sw 45 cm			26568
sw 40 cm with widening kit (sw 42.5 cm)			26567
sw 45 cm with widening kit (sw 47.5 cm)			26569

Anti glide		for hemi tray	
			81633

Half tray



Foldable		Right	Left	
				27352-1/-2

Attachment for tray



Round tubes		Right	Left	
	fits tubes up to Ø 16mm			27956-1/-2

Wheels

Pieces

Item no

Spokeguard



Transparent		for C6 and Maxx	
20"		2	28934
22"		2	28935
24"		2	28936



Transparent		for C5 DB	
20"		2	28816-28
22"		2	28817-28
24"		2	28818-28

Adapter 16" wheels

Adapter 16" wheels		for seat height 51.5 cm, position Ad	
			28648

Additional information:

Etac Supply Center AB
 Phone: +46 371 58 73 30
 Mail: Info@etac.com
 Website: www.etac.com