

Catalyst 5

Standard markert med X

Selger: _____

Bruker: _____

Telefon: _____

Dato: _____

Artikkelnr	Setebredde	Setedybde	
KI13811414	35,5 cm	35,5 cm	
KI13811415	35,5 cm	38 cm	
KI13811416	35,5 cm	40,5 cm	
KI13811417	35,5 cm	43 cm	
KI13811418	35,5 cm	45,5 cm	
KI13811419	35,5 cm	48 cm	
KI13811420	35,5 cm	50,5 cm	
KI13811514	38 cm	35,5 cm	
KI13811515	38 cm	38 cm	
KI13811516	38 cm	40,5 cm	
KI13811517	38 cm	43 cm	
KI13811518	38 cm	45,5 cm	
KI13811519	38 cm	48 cm	
KI13811520	38 cm	50,5 cm	
KI13811614	40,5 cm	35,5 cm	
KI13811615	40,5 cm	38 cm	
KI13811616	40,5 cm	40,5 cm	
KI13811617	40,5 cm	43 cm	
KI13811618	40,5 cm	45,5 cm	
KI13811619	40,5 cm	48 cm	
KI13811620	40,5 cm	50,5 cm	
KI13811714	43 cm	35,5 cm	
KI13811715	43 cm	38 cm	
KI13811716	43 cm	40,5 cm	
KI13811717	43 cm	43 cm	
KI13811718	43 cm	45,5 cm	
KI13811719	43 cm	48 cm	
KI13811720	43 cm	50,5 cm	
KI13811814	45,5 cm	35,5 cm	
KI13811815	45,5 cm	38 cm	
KI13811816	45,5 cm	40,5 cm	
KI13811817	45,5 cm	43 cm	
KI13811818	45,5 cm	45,5 cm	
KI13811819	45,5 cm	48 cm	
KI13811820	45,5 cm	50,5 cm	
KI13811914	48 cm	35,5 cm	
KI13811915	48 cm	38 cm	

Etac Sverige AB
 Box 203, 334 24 Anderstorp
 Tel. 0371 58 73 00 Fax. 0371 58 73 90
 www.etac.se

KI13811916	48 cm	40,5 cm	<input type="checkbox"/>
KI13811917	48 cm	43 cm	<input type="checkbox"/>
KI13811918	48 cm	45,5 cm	<input type="checkbox"/>
KI13811919	48 cm	48 cm	<input type="checkbox"/>
KI13811920	48 cm	50,5 cm	<input type="checkbox"/>
<hr/>			
KI13812014	50,5 cm	35,5 cm	<input type="checkbox"/>
KI13812015	50,5 cm	38 cm	<input type="checkbox"/>
KI13812016	50,5 cm	40,5 cm	<input type="checkbox"/>
KI13812017	50,5 cm	43 cm	<input type="checkbox"/>
KI13812018	50,5 cm	45,5 cm	<input type="checkbox"/>
KI13812019	50,5 cm	48 cm	<input type="checkbox"/>
KI13812020	50,5 cm	50,5 cm	<input type="checkbox"/>

Farge Sort

Standard og tilvalg Catalyst 5

			Artikkelnr.		
Ryggør	Høydejusterbare, vinkeljusterbare m/ faste kjørehåndtak	kort (std40,5)	35,5-40,5 cm (14-16")	KI002755	<input checked="" type="checkbox"/>
		medium	40,5-46 cm (16-18")	KI002757	<input type="checkbox"/>
		lang	46-51 cm (18-20")	KI002756	<input type="checkbox"/>
Kjørehåndtak	Korte, lavprofil inkl i ryggør	5 cm kortere enn standard			<input checked="" type="checkbox"/>



Ryggtrekk	Regulerbar med airmesh overdrag			
		b36 rh36-41	KI107923	<input checked="" type="checkbox"/>
		b36 rh41-46	KI107924	<input type="checkbox"/>
		b36 rh46-51	KI107925	<input type="checkbox"/>
		b38 rh36-41	KI107926	<input checked="" type="checkbox"/>
		b38 rh41-46	KI107927	<input type="checkbox"/>
		b38 rh46-51	KI107928	<input type="checkbox"/>
		b41 rh36-41	KI107929	<input checked="" type="checkbox"/>
		b41 rh41-46	KI107930	<input type="checkbox"/>
		b41 rh46-51	KI107931	<input type="checkbox"/>
		b43 rh36-41	KI107932	<input checked="" type="checkbox"/>
		b43 rh41-46	KI107933	<input type="checkbox"/>
		b43 rh46-51	KI107934	<input type="checkbox"/>
		b46 rh36-41	KI107935	<input checked="" type="checkbox"/>
		b46 rh41-46	KI107936	<input type="checkbox"/>
		b46 rh46-51	KI107937	<input type="checkbox"/>
		b48 rh36-41	KI107938	<input checked="" type="checkbox"/>
		b48 rh41-46	KI107939	<input type="checkbox"/>
		b48 rh46-51	KI107940	<input type="checkbox"/>
		b51 rh36-41	KI107941	<input checked="" type="checkbox"/>
		b51 rh41-46	KI107942	<input type="checkbox"/>
	b51 rh46-51	KI107943	<input type="checkbox"/>	






Setetrekk **Standard**

Rygg høyde **33 cm**

		Artikkelnr.
	34 cm	
	35 cm	
	36 cm	
	37 cm	
	38 cm	
	39 cm	
	40 cm	
	41 cm	
	42 cm	
	43 cm	
	44 cm	
	45 cm	
	46 cm	
	47 cm	
	48 cm	
	49 cm	
	50 cm	
	51 cm	

Ryggvinkel	målt i forhold til setet	90°	
		93°	X
		97°	
		100°	
		103°	
		107°	
		110°	

Bremser		Skyv for å låse	høyre	KI115308		
			venstre	KI115307		
		Bremsespakforlenger		KI200369		
		Skyve for å låse inkl bremsespakforlenger	høyre	KI115311		
			venstre	KI115312		
		Skyv for å låse, hendel parallell med setet	høyre	KI503829		
			venstre	KI503828		
		Kneleddsbremser	høyre	KI503206		
			venstre	KI503205		
		Saksebrems lavprofil	høyre	KI108212	X	
		venstre	KI108213	X		
	Saksebrems kort par		KI500993			
	Ledsagerbrems m/ skyv for å låse	22"	KI113313			
		24"	KI113314			
	Enhåndsbremser	høyre	sb26-31cm	KI116450		
				sb33-38cm	KI116451	
				sb41-43cm	KI116452	
			sb46-48cm	KI116453		
		venstre	sb26-31cm	KI116455		
			sb33-38cm	KI116456		
		sb41-43cm	KI116457			

				Artikkelnr.				
				sb46-48cm	KI116458	<input type="checkbox"/>		
Benstøttehenger		60° utsvingbar		KI504633BLK	<input type="checkbox"/>			
		70° utsvingbar		KI504635BLK	<input checked="" type="checkbox"/>			
		80° utsvingbar		KI504637BLK	<input type="checkbox"/>			
		Kort fotplaterør		KI003150	<input type="checkbox"/>			
		Langt fotplaterør		KI003151	<input type="checkbox"/>			
	PRO vinkelregulerbar benstøtte	kort fotplaterør, høyre	sb36	KI110547	<input type="checkbox"/>			
			leggl: 27-44,5cm	sb38	KI110548	<input type="checkbox"/>		
			sb41-43	KI110549	<input type="checkbox"/>			
		kort fotplaterør, venstre	sb36	KI110531	<input type="checkbox"/>			
			leggl: 27-44,5cm	sb38	KI110532	<input type="checkbox"/>		
			sb41-43	KI110533	<input type="checkbox"/>			
		langt fotplaterør, høyre	sb36	KI110534	<input type="checkbox"/>			
			leggl: 33-53,5cm	sb38	KI110535	<input type="checkbox"/>		
			sb41-43	KI110536	<input type="checkbox"/>			
		langt fotplaterør, venstre	sb36	KI110537	<input type="checkbox"/>			
			leggl: 33-53,5cm	sb38	KI110538	<input type="checkbox"/>		
			sb41-43	KI110539	<input type="checkbox"/>			
			Amputasjonsstøtte	høyre	b12 d20	KI502342	<input type="checkbox"/>	
					b18 d26	KI502344	<input type="checkbox"/>	
b23 d26	KI502346				<input type="checkbox"/>			
b23 d36	KI502348				<input type="checkbox"/>			
b28 d26	KI502350				<input type="checkbox"/>			
b28 d36	KI502352				<input type="checkbox"/>			
venstre	b12 d20			KI502343	<input type="checkbox"/>			
	b18 d26			KI502345	<input type="checkbox"/>			
	b23 d26			KI502347	<input type="checkbox"/>			
	b23 d36			KI502349	<input type="checkbox"/>			
	b28 d26			KI502351	<input type="checkbox"/>			
	b28 d36			KI502353	<input type="checkbox"/>			
	Fotplate				Kompositt	sb36-38	KI100537	<input checked="" type="checkbox"/>
						sb41-43	KI100540	<input checked="" type="checkbox"/>
		sb46-61	KI100542	<input checked="" type="checkbox"/>				
	Kompositt vinkeljusterbar	sb36-38	KI003173	<input type="checkbox"/>				
		sb41-43	KI003174	<input type="checkbox"/>				
		sb46-61	KI003175	<input type="checkbox"/>				
Hælbånd			regbart ekstra kort	KI112009	<input type="checkbox"/>			
			regbart kort	KI103364	<input type="checkbox"/>			

			Artikelnr.	
		regbart medium	KI103366	<input type="checkbox"/>
		regbart lang	KI103365	<input type="checkbox"/>
		kort	KI100591	<input type="checkbox"/>
		lang	KI100593	<input type="checkbox"/>
		medium	KI100592	<input type="checkbox"/>
Leggbånd		b26-36 kort	KI100702	<input type="checkbox"/>
		b38-44 medium	KI100703	<input type="checkbox"/>
		b46-56 lang	KI100764	<input type="checkbox"/>
		b26-36 polstret	KI101142	<input type="checkbox"/>
		b38-43 polstret	KI101143	<input type="checkbox"/>
		b46-56 polstret	KI101144	<input type="checkbox"/>

Drivhjul

MAXX Spoke



Høytrykk med drivring:

Aluminium	20"		28960	<input type="checkbox"/>
Plastbelagt	20"	kun fra Steven Point	28961M	<input type="checkbox"/>
Aluminium	22"		28956	<input type="checkbox"/>
Plastbelagt	22"		28957	<input type="checkbox"/>
Aluminium	24"		28950	<input checked="" type="checkbox"/>
Plastbelagt	24"		28951	<input type="checkbox"/>
Aluminium	25"		24039	<input type="checkbox"/>

Kompakt med drivring:

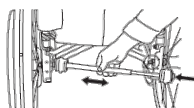
Aluminium	20"	kun fra Steven Point	28962M	<input type="checkbox"/>
Plastbelagt	20"	kun fra Steven Point	28963M	<input type="checkbox"/>
Aluminium	22"		28958	<input type="checkbox"/>
Plastbelagt	22"		28959	<input type="checkbox"/>
Aluminium	24"		28954	<input type="checkbox"/>
Plastbelagt	24"		28955	<input type="checkbox"/>

Grovmonstret med drivring:

Aluminium	24"		28952-1/-2	<input type="checkbox"/>
Plastbelagt	24"		28953-1/-2	<input type="checkbox"/>
Aluminium	25"		28964-1/-2	<input type="checkbox"/>
Plastbelagt	25"		28965-1/-2	<input type="checkbox"/>

Drivhjulsbolt

Standard		dia1,27 110,4	KI101182	<input checked="" type="checkbox"/>
Standard		dia1,27 111,0	KI101191	<input type="checkbox"/>
Tetrahendel		dia1,27 110,4	KI113967	<input type="checkbox"/>
Tetrahendel		dia1,27 111,2	KI113968	<input type="checkbox"/>



Enarmsdrift

	Alu drivring	22" sb36	KI112784	<input type="checkbox"/>
Hurtigkobling		22" sb38	KI112785	<input type="checkbox"/>
2° camber		22" sb41	KI112786	<input type="checkbox"/>
		22" sb43	KI112787	<input type="checkbox"/>
		22" sb45	KI112788	<input type="checkbox"/>
		22" sb48	KI112789	<input type="checkbox"/>
		22" sb51	KI112790	<input type="checkbox"/>
		24" sb36	KI112797	<input type="checkbox"/>
		24" sb38	KI112798	<input type="checkbox"/>
		24" sb41	KI112799	<input type="checkbox"/>
		24" sb43	KI112800	<input type="checkbox"/>
		24" sb45	KI112801	<input type="checkbox"/>
		24" sb48	KI112802	<input type="checkbox"/>

				Artikkelnr.	
		24" sb51	KI112803		<input type="checkbox"/>
	Plastbelagt drivring	22" sb36	KI115255		<input type="checkbox"/>
		22" sb38	KI115256		<input type="checkbox"/>
		22" sb41	KI115257		<input type="checkbox"/>
		22" sb43	KI115258		<input type="checkbox"/>
		22" sb45	KI115259		<input type="checkbox"/>
		22" sb48	KI115260		<input type="checkbox"/>
		22" sb51	KI115261		<input type="checkbox"/>
		24" sb36	KI115268		<input type="checkbox"/>
		24" sb38	KI115269		<input type="checkbox"/>
		24" sb41	KI115270		<input type="checkbox"/>
		24" sb43	KI115271		<input type="checkbox"/>
		24" sb45	KI115272		<input type="checkbox"/>
		24" sb48	KI115273		<input type="checkbox"/>
		24" sb51	KI115274		<input type="checkbox"/>

Drivring

Aluminium	22"	KI100560	<input type="checkbox"/>
Plastbelagt	22"	KI112820	<input type="checkbox"/>
Ergonomic Lite	22"	KI119024	<input type="checkbox"/>
Ergonomic Std	22"	KI119022	<input type="checkbox"/>
Ergonomic Lite leppe m/ekstra grep	22"	KI119025	<input type="checkbox"/>
Ergonomic Std leppe m/ekstra grep	22"	KI119023	<input type="checkbox"/>
Ergonomic Lite uten leppe	22"	KI113085	<input type="checkbox"/>
Ergonomic Std uten leppe	22"	KI113082	<input type="checkbox"/>
Aluminium	24"	KI200349	<input checked="" type="checkbox"/>
Plastbelagt	24"	KI112821	<input type="checkbox"/>
Superlett eloksert aluminium	24"	KI101161	<input type="checkbox"/>
Ergonomic Lite	24"	KI119028	<input type="checkbox"/>
Ergonomic Std	24"	KI119026	<input type="checkbox"/>
Ergonomic Lite leppe m/ekstra grep	24"	KI119029	<input type="checkbox"/>
Ergonomic Std leppe m/ekstra grep	24"	KI119027	<input type="checkbox"/>
Ergonomic Lite uten leppe	24"	KI113086	<input type="checkbox"/>
Ergonomic Std uten leppe	24"	KI113083	<input type="checkbox"/>
Aluminium	25"	KI200350	<input type="checkbox"/>
Plastbelagt	25"	KI112822	<input type="checkbox"/>
Superlett eloksert aluminium	25"	KI101160	<input type="checkbox"/>
Ergonomic Lite	25"	KI119032	<input type="checkbox"/>
Ergonomic Lite leppe m/ekstra grep	25"	KI119033	<input type="checkbox"/>
Ergonomic Lite uten leppe	25"	KI113087	<input type="checkbox"/>

Camber

0°	<input type="checkbox"/>
2°	<input checked="" type="checkbox"/>
4°	<input type="checkbox"/>

Svinghjul




100 x 25 kompakt	4"	KI100809	<input checked="" type="checkbox"/>
125 x 25 kompakt	5"	KI100807	<input type="checkbox"/>
150 x 25 kompakt	6"	KI100786	<input type="checkbox"/>

Svinghjulsinnfesting


Standard	<input checked="" type="checkbox"/>
----------	-------------------------------------

		Artikkelnr.	
Svinghjulscaffel	Svinghjulscaffel I12,7 3/4 bolt	KI500005	<input type="checkbox"/>
	Svinghjulscaffel I12,7 std bolt	KI500511	<input checked="" type="checkbox"/>
	Svinghjulscaffel I12,7 1 1/2 bolt	KI500512	<input type="checkbox"/>
	Svinghjulscaffel I10,2 std bolt	KI500509	<input type="checkbox"/>
	Svinghjulscaffel I10,2 3/4 bolt	KI500510	<input type="checkbox"/>
	Svinghjulscaffel I10,2 1 1/2 bolt	KI500004	<input type="checkbox"/>
	Svinghjulscaffel I15,2 std bolt	KI500006	<input type="checkbox"/>
	Svinghjulscaffel I15,2 3/4 bolt	KI500513	<input type="checkbox"/>
	Svinghjulscaffel I15,2 1 1/2 bolt	KI500514	<input type="checkbox"/>

Setehøyde foran	Svinghjul		Setehøyde	
4"	38-51 cm (15"-20")		_____ cm	<input checked="" type="checkbox"/>
5"	40,5-52 cm (16"-20,5")		_____ cm	<input type="checkbox"/>
6"	43-53,5 cm (17"-21")		_____ cm	<input type="checkbox"/>

Setehøyde bak	22" drivhjul			
	12,5	32 cm	<input type="checkbox"/>	
	13	33 cm	<input type="checkbox"/>	
	13,5	34 cm	<input type="checkbox"/>	
	14	35,5 cm	<input type="checkbox"/>	
	14,5	37 cm	<input type="checkbox"/>	
	15	38 cm	<input type="checkbox"/>	
	15,5	39,5 cm	<input type="checkbox"/>	
	16	40,4 cm	<input type="checkbox"/>	
	16,5	42 cm	<input type="checkbox"/>	
	17	43 cm	<input type="checkbox"/>	
	24" drivhjul	13,5	34 cm	<input type="checkbox"/>
	14	35,5 cm	<input type="checkbox"/>	
	14,5	37 cm	<input type="checkbox"/>	
	15	38 cm	<input type="checkbox"/>	
	15,5	39,5 cm	<input type="checkbox"/>	
	16	40,4 cm	<input checked="" type="checkbox"/>	
	16,5	42 cm	<input type="checkbox"/>	
	17	43 cm	<input type="checkbox"/>	
17,5	44,5 cm	<input type="checkbox"/>		
18	45,5 cm	<input type="checkbox"/>		
25" drivhjul	14	35,5 cm	<input type="checkbox"/>	
14,5	37 cm	<input type="checkbox"/>		
15	38 cm	<input type="checkbox"/>		
15,5	39,5 cm	<input type="checkbox"/>		
16	40,4 cm	<input type="checkbox"/>		
16,5	42 cm	<input type="checkbox"/>		
17	43 cm	<input type="checkbox"/>		
17,5	44,5 cm	<input type="checkbox"/>		
18	45,5 cm	<input type="checkbox"/>		
18,5	47 cm	<input type="checkbox"/>		


Armlener	aktiv I25	høyre	28855-1	<input checked="" type="checkbox"/>
	høydejusterbare	venstre	28855-2	<input checked="" type="checkbox"/>
	aktiv I38	høyre	28856-1	<input type="checkbox"/>
	høydejusterbare	venstre	28856-2	<input type="checkbox"/>

	Klesbeskytter aluminium med polster, justerbar sort	liten	høyre	KI107576	<input type="checkbox"/>
			venstre	KI107577	<input type="checkbox"/>
		medium	høyre	KI107580	<input type="checkbox"/>
			venstre	KI107581	<input type="checkbox"/>
		stor	høyre	KI107584	<input type="checkbox"/>
			venstre	KI107585	<input type="checkbox"/>
Feste klesbeskytter (stk)				KI001414	<input type="checkbox"/>

Tippesikring	Oppfellbar	Kort (drivhjul 18-20")	KI501506	<input type="checkbox"/>
		Medium (drivhjul 22-24")	KI501507	<input type="checkbox"/>
		Lang (drivhjul 25-26")	KI501508	<input type="checkbox"/>



Innsvingbar par	Kort, sh<40,5	KI107720	<input checked="" type="checkbox"/>
	Lang sh>40,5	KI107721	<input type="checkbox"/>

Transportfeste		Komplett sett	KI500548	<input type="checkbox"/>
-----------------------	--	----------------------	----------	--------------------------

Tilbehør Catalyst 5

Krykkeholder			KI500710	<input type="checkbox"/>
---------------------	--	--	----------	--------------------------

Infusjonsstativ		rh23-31	KI502404	<input type="checkbox"/>
		rh33-41	KI502405	<input type="checkbox"/>
		rh43-51	KI502406	<input type="checkbox"/>

Oksygenholder		høyre	KI501447	<input type="checkbox"/>
		venstre	KI501446	<input type="checkbox"/>

Baggasjebærer			KI504464	<input type="checkbox"/>
----------------------	--	--	----------	--------------------------

Hoftebelte	bilspenne b4 I152		KI111391	<input type="checkbox"/>
	bilspenne polstret b4 I142		KI111396	<input type="checkbox"/>
	flyspenne b5		KI111401	<input type="checkbox"/>

Axiom rygg				<input type="checkbox"/>
Noter ønsket artikkelnummer: _____				