



Etac M100

A wheelchair for comfort
and safety

 **etac**[®]

Etac M100

M100 is a modern basic wheelchair with unbeatable comfort and safety. Smart options with simplified settings makes it easy to adapt for various user needs. Furthermore it comes in 12 sizes. Short or tall, big or small there is a M100 for everyone.

A wheelchair for comfort and safety

The padded upholstery offers pleasant, comfortable seating and the back support can be set in height as well as the detachable arm supports. Additionally the angle adjustable foot plates provide a firm support. With the choice of three rear wheel sizes the seat height can be varied with 12 cm.

Two seat angles options and rear wheel balance positions ensure stability and easy propulsion. The swing away leg supports are lockable and can be used for lifting the chair. For car transportation the M100 can be strapped down direct in the frame. In addition there are also three frame colors to choose between.



Features



Seat adjustment

The seat height can be set from 38 cm to 52,5 cm (15"-20¾"), with a horizontal or slightly angled seat.



Safe car transportation

M100 can be tied down directly in the frame. No extra attachments are needed.



Easy side transfer

To facilitate side transfer, the brake levers are foldable.



Many possibilities

To ensure the perfect fit there is a large variety of features and options.



Model	Seat width	Total width	Seat depth*	Weight
37 cm (14 $\frac{3}{4}$ ") short	37.5 cm (14 $\frac{3}{4}$ ")	57.5 cm (22 $\frac{3}{4}$ ")	40 cm (15 $\frac{3}{4}$ ")	15.7 kg (34.6 lbs)
37 cm (14 $\frac{3}{4}$ ") long	37.5 cm (14 $\frac{3}{4}$ ")	57.5 cm (22 $\frac{3}{4}$ ")	46 cm (18")	15.9 cm (35 lbs)
40 cm (15 $\frac{3}{4}$ ") short	40 cm (15 $\frac{3}{4}$ ")	60 cm (23 $\frac{3}{4}$ ")	40 cm (15 $\frac{3}{4}$ ")	15.8 kg (34.8 lbs)
40 cm (15 $\frac{3}{4}$ ") long	40 cm (15 $\frac{3}{4}$ ")	60 cm (23 $\frac{3}{4}$ ")	46 cm (18")	16 kg (35.3 lbs)
42.5 cm (16 $\frac{3}{4}$ ") short	42.5 cm (16 $\frac{3}{4}$ ")	62.5 cm (24 $\frac{1}{2}$ ")	40 cm (15 $\frac{3}{4}$ ")	15.9 kg (35 lbs)
42.5 cm (16 $\frac{3}{4}$ ") long	42.5 cm (16 $\frac{3}{4}$ ")	62.5 cm (24 $\frac{1}{2}$ ")	46 cm (18")	16.1 kg (35.5 lbs)
45 cm (17 $\frac{3}{4}$ ") short	45 cm (17 $\frac{3}{4}$ ")	65.5 cm (25 $\frac{1}{2}$ ")	40 cm (15 $\frac{3}{4}$ ")	16 kg (35.3 lbs)
45 cm (17 $\frac{3}{4}$ ") long	45 cm (17 $\frac{3}{4}$ ")	65.5 cm (25 $\frac{1}{2}$ ")	46 cm (18")	16.2 kg (35.7 lbs)
47.5 cm (18 $\frac{3}{4}$ ") short	47.5 cm (18 $\frac{3}{4}$ ")	67.5 cm (26 $\frac{1}{2}$ ")	40 cm (15 $\frac{3}{4}$ ")	16.1 kg (35.5 lbs)
47.5 cm (18 $\frac{3}{4}$ ") long	47.5 cm (18 $\frac{3}{4}$ ")	67.5 cm (26 $\frac{1}{2}$ ")	46 cm (18")	16.3 kg (35.9 lbs)
50 cm (19 $\frac{3}{4}$ ") short	50 cm (19 $\frac{3}{4}$ ")	70 cm (27 $\frac{1}{2}$ ")	40 cm (15 $\frac{3}{4}$ ")	16.2 kg (35.7 lbs)
50 cm (19 $\frac{3}{4}$ ") long	50 cm (19 $\frac{3}{4}$ ")	70 cm (27 $\frac{1}{2}$ ")	46 cm (18")	16.4 kg (36.2 lbs)

The dimensions and weights indicated apply to a chair with 8" castors, leg and foot supports, tilters and short arm supports.

*Measured from the back tube to the front of the seat upholstery. The back support design allows additionally 6-7 cm (2 3/4"-3") seat depth.

Front seat height:

38-52.5 cm (15-20 $\frac{3}{4}$ ") measured to the seat tubes upper side with +3° tilted seat

Back support height:

37.5-47.5 cm (14 $\frac{3}{4}$ -18 $\frac{3}{4}$ ") measured from the top of the seat tube, and seat depth is measured from the back tube

Seat angle:

0°/3°

Transport width:

24 cm (9 $\frac{1}{2}$ ") without rear wheels

Maximum user weight:

125 kg (275 lbs)


Wheel size:

Rear wheels: 20", 22" or 24", solid tyres

Front castors: 5", 6" or 8", solid tyres

We recommend that you use our prescription forms when ordering an Etac wheelchair. For further information, see etac.com.

Accessories



Push handles

Five fixed height settings.



Height-adjustable push handles

Detachable.




Cross brace

For extra back support stability. Foldable. N.B. only in combination with height-adjustable push handles.



Bow handle

Detachable and height-adjustable.



Head support

Height, angle and depth adjustable. Head support bracket is ordered separately. N.B. only in combination with bow handle.




Knee brakes

With foldable brake handles.



Brake lever extension

Foldable.



Attendant brakes

For 20", 22" and 24" rear wheels.



Leg support

Swing away, lockable, detachable. Fits both left and right side.



Narrow leg support

Brings the foot support 6 cm (2½") closer to the seat. N.B. can only be used with 5" and 6" castors.



Elevating leg support

Foldable calf support with two height options. Fits both left and right side.



Flip up foot support

Foldable calf support with two height options. Fits both left and right side.



Heel strap

Adjustable length. Fits both left and right side. Option.



Calf strap

Detachable and length-adjustable.



Amputee leg support

Height, angle, depth and sideways adjustable. Fits both left and right side. Cover in dark grey plush or black Dartex. Option.



Tray

Transparent. N.B. only in combination with long arm supports.



Short arm support

Detachable and height adjustable. Lockable or non lockable. Length: 25 cm (10").



Padded back and seat upholstery

Wipeable with wet cloth. Material: Polyester.



Long arm support

Detachable and height adjustable. Lockable. Length: 33 cm (13").



Adjustable back support upholstery


With Velcro straps. Included padded cover. Wipeable with wet cloth. Material: Polyester.





Seat cushion

Washable cover in dark grey plush, 56 cm long. Anatomically shaped, cut to fit seat depth.



Castor wheels

20x3.5 cm (8") semi solid, 20x5 cm (6") semi solid, 5" solid.



Positioning belt

Adjustable length, fixation points on frame.



Rear wheels

20", 22" or 24". With quick release, solid tyres and aluminum handrims.



Cane holder

Attached to the tilter or the anti-tip device. Including Velcro strap. Can be fitted on both left or right side.




IV stand

Compl. with attachment.




Tilters

With non slip cover.



Tool kit



Anti tippers

Height adjustable and swing-away.



Spoke guards

Grey or yellow logo.





Etac is a world-leading developer and provider of ergonomic assistive devices and patient handling equipment. Our heart lies in the solutions that optimise quality of life for the individual, their family and caregivers.

For the latest news and continuously updated product information – visit: www.etac.com

Etac AB
Kista Science Tower
SE-164 51 Kista, Sweden
Tel +46 371 – 58 73 30
info@etac.se www.etac.com

 **etac**®
Creating Possibilities