

R82 x:panda

USD Retail Price List/ Order Form

Account #: _____ Purchase Order No.: _____ Date: _____
 Contact: _____ Mark For: _____

Bill To:	Ship To:
Address:	Address:
City/State/Zip:	
Phone:	City/State/Zip:
Email:	Phone:

US Configuration

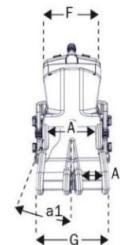
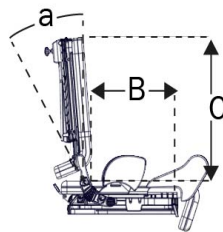
Effective: 01.01.22 - Rev 7

- ☐ x:panda
- ☐ Cushions
- ☐ Head support
- ☐ Side support/overarm support
- ☐ Armrest
- ☐ Wedges
- ☐ Vests and belts
- ☐ Tray
- ☐ Frame
- ☐ Push brace
- ☐ Foot support



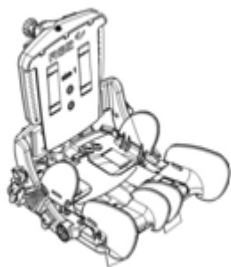
A (Back Height) _____
 B (Arm Height) _____
 C (Lower Leg Length) _____
 D (Seat Depth) _____
 E (Chest Width) _____
 F (Seat Width) _____
 G (Height from Seat to Top of Head) _____
 H (Shoulder Width) _____
 Age _____
 Weight _____

Measurements



	Size 1 Inches	Size 2 Inches	Size 3 Inches	Size 4 Inches
Effective Seat Width (A)	6¼", 7¾", 9½"	7¼", 9½", 11"	10¼", 12¼", 14¼"	13½", 15¾", 18"
Armrest Width	6¼"-8¾"	7¾"-10¼"	10¼"-12½"	13½"-15¾"
	7¾"-10¼"	9½"-11¾"	12¼"-14½"	15¾"-18"
	9½"-11¾"	11"-13½"	14¼"-16½"	18"-20½"
Width, Thighs (A1)	2¾", 3½", 4¼"	4", 4¾", 5½"	4¾", 5¾", 6¾"	5", 7½", 9¾"
Effective Seat Depth (B)	6¼"-10¼"	7¼"-11¾"	10¼"-15¼"	15¼"-20¾"
Backrest Height (C)	10½"-14½"	12½"-16½"	13¾"-18½"	19¾"-28"
Back Width, Top (F)	9"	11"	13"	13¾" +2"
Overall Width, Max Abduction (G)	12¼", 13¾", 15¼"	15", 16½", 18"	18½", 20½", 22½"	23¾", 25½", 28"
Backrest Angle (a)	-5° - +30°	-5° - +30°	-5° - +30°	-5° - +30°
Abduction Angle, Each Leg (a1)	0° - 8°, 15°, 15°	0° - 15°, 15°, 15°	0° - 15°, 15°, 15°	0° - 15°, 15°, 15°
Total Mass	14.3 lbs.	18.7 lbs.	28.3 lbs.	28½ lbs.
Max Load	66.1 lbs.	66.1 lbs.	132.3 lbs.	176.4 lbs.
Max Load at Transportation	66.1 lbs.	66.1 lbs.	132.3 lbs.	165.3 lbs.
Approx. Min. User Height	25½"	33½"	39½"	55"
Approx. Max User Height	41¼"	48½"	56"	72½"

NOTES:



- Height, Depth and Angle Adjustable Back
- Angle Adjustable Adduction
- Width and Depth Adjustable Seat - Includes Blocks for size adjustments

Description	Size	Part No.	USD Price	HCPCS
NOTE → The x:panda comes in 4 sizes, each of which can be set at one of the 3 seat widths with the included sizing blocks. The seat depth easily adjusts and the seat upholstery is made to accommodate seat depth growth. The size 4 backrest width can be increased by 2" with a backrest extension kit.				
<input type="checkbox"/> x:panda, size 1, Small ●●	1	8910111-02		
<input type="checkbox"/> x:panda, size 1, Small Back ●●	1	X8910111-01	\$626	E2291
<input type="checkbox"/> x:panda, size 1, Small Seat ●●	1	X8910111-02	\$641	E2292
●●Custom order; Approx. lead time: 6-8 weeks. Non-returnable item				
<input type="checkbox"/> x:panda, size 1, Medium	1	8910112-02		
<input type="checkbox"/> x:panda, size 1, Medium Back	1	X8910112-01	\$626	E2291
<input type="checkbox"/> x:panda, size 1, Medium Seat	1	X8910112-02	\$641	E2292
<input type="checkbox"/> x:panda, size 1, Large ●●	1	8910113-02		
<input type="checkbox"/> x:panda, size 1, Large Back ●●	1	X8910113-01	\$626	E2291
<input type="checkbox"/> x:panda, size 1, Large Seat ●●	1	X8910113-02	\$641	E2292
●●Custom order; Approx. lead time: 6-8 weeks. Non-returnable item				
<input type="checkbox"/> x:panda, size 2, Small	2	8910121-02		
<input type="checkbox"/> x:panda, size 2, Small Back	2	X8910121-01	\$626	E2291
<input type="checkbox"/> x:panda, size 2, Small Seat	2	X8910121-02	\$641	E2292
<input type="checkbox"/> x:panda, size 2, Medium	2	8910122-02		
<input type="checkbox"/> x:panda, size 2, Medium Back	2	X8910122-01	\$626	E2291
<input type="checkbox"/> x:panda, size 2, Medium Seat	2	X8910122-02	\$641	E2292
<input type="checkbox"/> x:panda, size 2, Large ●●	2	8910123-02		
<input type="checkbox"/> x:panda, size 2, Large Back ●●	2	X8910123-01	\$626	E2291
<input type="checkbox"/> x:panda, size 2, Large Seat ●●	2	X8910123-02	\$641	E2292
●●Custom order; Approx. lead time: 6-8 weeks. Non-returnable item				
<input type="checkbox"/> x:panda, size 3, Small	3	8910131-02		
<input type="checkbox"/> x:panda, size 3, Small Back	3	X8910131-01	\$626	E2291
<input type="checkbox"/> x:panda, size 3, Small Seat	3	X8910131-02	\$641	E2292
<input type="checkbox"/> x:panda, size 3, Medium	3	8910132-02		
<input type="checkbox"/> x:panda, size 3, Medium Back	3	X8910132-01	\$626	E2291
<input type="checkbox"/> x:panda, size 3, Medium Seat	3	X8910132-02	\$641	E2292
<input type="checkbox"/> x:panda, size 3, Large	3	8910133-02		
<input type="checkbox"/> x:panda, size 3, Large Back	3	X8910133-01	\$626	E2291
<input type="checkbox"/> x:panda, size 3, Large Seat	3	X8910133-02	\$641	E2292
<input type="checkbox"/> x:panda, size 4, Small	4	8910141-02		
<input type="checkbox"/> x:panda, size 4, Small Back	4	X8910141-01	\$626	E2291
<input type="checkbox"/> x:panda, size 4, Small Seat	4	X8910141-02	\$641	E2292
<input type="checkbox"/> x:panda, size 4, Medium	4	8910142-02		
<input type="checkbox"/> x:panda, size 4, Medium Back	4	X8910142-01	\$626	E2291
<input type="checkbox"/> x:panda, size 4, Medium Seat	4	X8910142-02	\$641	E2292
<input type="checkbox"/> x:panda, size 4, Large ●●	4	8910143-02		
<input type="checkbox"/> x:panda, size 4, Large Back ●●	4	X8910143-01	\$626	E2291
<input type="checkbox"/> x:panda, size 4, Large Seat ●●	4	X8910143-02	\$641	E2292
●●Custom order; Approx. lead time: 6-8 weeks. Non-returnable item				

Accessories	Description	Measurements	Size	Part No.	USD Price	HCPCS
-------------	-------------	--------------	------	----------	-----------	-------

Requirement - A Dynamic or Non-Dynamic Gas Spring must be selected

Dynamic Back with Recline Options



<input type="checkbox"/> Dynamic Back, 50 Newton Gas Spring ••	1, 2	8911050	\$678	K0108
<input type="checkbox"/> Dynamic Back, 100 Newton Gas Spring (Std on sz 1,2)	1, 2	X8911100	\$678	K0108
<input type="checkbox"/> Dynamic Back, 150 Newton Gas Spring ••	1, 2	8911125	\$678	K0108
<input type="checkbox"/> Dynamic Back, 150 Newton Gas Spring (Std on sz 3)	3	X8911150	\$678	K0108
<input type="checkbox"/> Dynamic Back, 250 Newton Gas Spring	3	8911250	\$678	K0108
<input type="checkbox"/> Dynamic Back, 300 Newton Gas Spring ••	3	8911300	\$678	K0108
<input type="checkbox"/> Dynamic Back, 350 Newton Gas Spring (Std on sz 4)	4	X8911350-4	\$678	K0108

••Custom order; Approx. lead time: 6-8 weeks. Non-returnable item

Non-Dynamic Back with Recline Options

<input type="checkbox"/> Non-Dynamic Gas Spring	1, 2	8911001	\$417	E1014
<input type="checkbox"/> Non-Dynamic Gas Spring	3	8911002	\$417	E1014

<input type="checkbox"/> Recline, '-5° to 30° ♦	One Size	X66-8911	\$417	E1014
---	----------	----------	-------	-------

♦Required with Dynamic & Non-Dynamic Back

<input type="checkbox"/> Fixed Rod; Non-Reclining ••	4	8911504	\$0	
--	---	---------	-----	--

Description	Measurements	Size	Part No.	USD Price	HCPCS
-------------	--------------	------	----------	-----------	-------

Please Select a Color

XX = Color

<input type="checkbox"/> Black = 60	<input type="checkbox"/> Pink = 64 (n/a on sz 4)
<input type="checkbox"/> Blue = 66	<input type="checkbox"/> Red = 65

*Color Lime Green available as a custom order; Approx. lead time: 6-8 weeks. Non-returnable item

Requirement - A cushion must be selected.



<input type="checkbox"/> Back Cushion, size 1, Small	6¼" Width	1	8912211-xx	\$0
<input type="checkbox"/> Back Cushion, size 1, Medium	7¼" Width	1	8912212-xx	\$0
<input type="checkbox"/> Back Cushion, size 1, Large	9¼" Width	1	8912213-xx	\$0
<input type="checkbox"/> Back Cushion, size 2, Small	7½" Width	2	8912221-xx	\$0
<input type="checkbox"/> Back Cushion, size 2, Medium	9¼" Width	2	8912222-xx	\$0
<input type="checkbox"/> Back Cushion, size 2, Large	11" Width	2	8912223-xx	\$0
<input type="checkbox"/> Back Cushion, size 3, Small	10¼" Width	3	8912231-xx	\$0
<input type="checkbox"/> Back Cushion, size 3, Medium	12" Width	3	8912232-xx	\$0
<input type="checkbox"/> Back Cushion, size 3, Large	14" Width	3	8912233-xx	\$0
<input type="checkbox"/> Back Cushion, size 4, Small	14¼" Width	4	8912241-xx	\$0
<input type="checkbox"/> Back Cushion, size 4, Medium	16" Width	4	8912242-xx	\$0
<input type="checkbox"/> Back Cushion, size 4, Large	18" Width	4	8912243-xx	\$0

Incontinence Proof Seat Cover

<input type="checkbox"/> Seat Cover, Incontinence Proof*	1, 2, 3	89124xx-82	\$110	
<input type="checkbox"/> Seat Cover, Incontinence Proof*	4	89124xx-82	\$260	

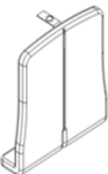
Please Select a Size

Size 1	Size 2	Size 3	Size 4
<input type="checkbox"/> Small = 11	<input type="checkbox"/> Small = 21	<input type="checkbox"/> Small = 31	<input type="checkbox"/> Small = 41
<input type="checkbox"/> Medium = 12	<input type="checkbox"/> Medium = 22	<input type="checkbox"/> Medium = 32	<input type="checkbox"/> Medium = 42
<input type="checkbox"/> Large = 13	<input type="checkbox"/> Large = 23	<input type="checkbox"/> Large = 33	<input type="checkbox"/> Large = 43



<input type="checkbox"/> Backrest Height Extension Kit *	4	8910409-45	\$235	
--	---	------------	-------	--

* This kit adds 2" in backrest height. Only available on sz 4.



<input type="checkbox"/> Extended Back Cushion, sz 4, SM* • 16¼" Width	4	8910344-xx	\$0	
<input type="checkbox"/> Extended Back Cushion, sz 4, MD* • 18" Width	4	8910345-xx	\$0	
<input type="checkbox"/> Extended Back Cushion, sz 4, LG* • 20" Width	4	8910346-xx	\$0	

* To be used with Backrest Extension Kit

••Custom order; Approx. lead time: 6-8 weeks.

Accessories	Description	Measurements	Size	Part No.	USD Price	HCPCS
-------------	-------------	--------------	------	----------	-----------	-------



<input type="checkbox"/> Backrest Extension, Small ●●	9" x 3.9" x 2"	One Size	8910655-160	\$224	K0108
<input type="checkbox"/> Backrest Extension, Medium ●●	11" x 3.9" x 2"	One Size	8910655-260	\$224	K0108
<input type="checkbox"/> Backrest Extension, Large ●●	13" x 3.9" x 2"	One Size	8910655-360	\$224	K0108

●●Custom order; Approx. lead time: 6-8 weeks. Non-returnable item



<input type="checkbox"/> Lumbar Support		1,2,3	8910407	\$58	
---	--	-------	---------	------	--



<input type="checkbox"/> Insert for Backrest, Foam *	8¼" x 4"	1	8910406-1	\$38	
<input type="checkbox"/> Insert for Backrest, Foam *	9¾" x 4"	2	8910406-2	\$38	
<input type="checkbox"/> Insert for Backrest, Foam *	11¾" x 5¾"	3	8910406-3	\$38	

*Used to fill in a gap when the backrest height is set in an uppermost position



<input type="checkbox"/> Insert for Backrest, Plywood *	3½" x 13½"	4	8910406-4	\$96	
---	------------	---	-----------	------	--

*Used to fill in a gap when the backrest height is set in an uppermost position

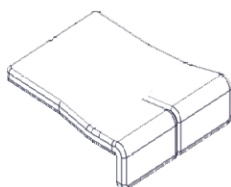
Description	Measurements	Size	Part No.	USD Price	HCPCS
-------------	--------------	------	----------	-----------	-------

Please Select a Color

XX = Color

<input type="checkbox"/> Black = 60	<input type="checkbox"/> Pink = 64 (n/a on sz 4)
<input type="checkbox"/> Blue = 66	<input type="checkbox"/> Red = 65

*Color Lime Green available as a custom order; Approx. lead time: 6-8 weeks. Non-returnable item



<input type="checkbox"/> Split Seat Cushion, sz 1, Small	6¼" Width	1	8911211-xx	\$0	
<input type="checkbox"/> Split Seat Cushion, sz 1, Medium	7¼" Width	1	8911212-xx	\$0	
<input type="checkbox"/> Split Seat Cushion, sz 1, Large	9¼" Width	1	8911213-xx	\$0	

<input type="checkbox"/> Split Seat Cushion, sz 2, Small	7¼" Width	2	8911212-xx	\$0	
<input type="checkbox"/> Split Seat Cushion, sz 2, Medium	9¼" Width	2	8911222-xx	\$0	
<input type="checkbox"/> Split Seat Cushion, sz 2, Large ●●	11" Width	2	8911223-xx	\$0	

<input type="checkbox"/> Split Seat Cushion, sz 3, Small	10¼" Width	3	8911231-xx	\$0	
<input type="checkbox"/> Split Seat Cushion, sz 3, Medium	12" Width	3	8911232-xx	\$0	
<input type="checkbox"/> Split Seat Cushion, sz 3, Large	14" Width	3	8911233-xx	\$0	

<input type="checkbox"/> Split Seat Cushion, sz 4, Small	14¼" Width	4	8911241-xx	\$0	
<input type="checkbox"/> Split Seat Cushion, sz 4, Medium	16" Width	4	8911242-xx	\$0	
<input type="checkbox"/> Split Seat Cushion, sz 4, Large ●●	18" Width	4	8911243-xx	\$0	

●●Custom order; Approx. lead time: 6-8 weeks.

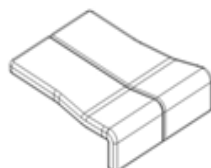
Incontinence Proof Seat Cover

<input type="checkbox"/> Seat Cover, Incontinence Proof*	1, 2, 3	89114xx-82	\$110	
<input type="checkbox"/> Seat Cover, Incontinence Proof*	4	89114xx-82	\$260	

Please Select a Size

Size 1	Size 2	Size 3	Size 4
<input type="checkbox"/> Small = 11	<input type="checkbox"/> Small = 12	<input type="checkbox"/> Small = 31	<input type="checkbox"/> Small = 41
<input type="checkbox"/> Medium = 12	<input type="checkbox"/> Medium = 22	<input type="checkbox"/> Medium = 32	<input type="checkbox"/> Medium = 42
<input type="checkbox"/> Large = 13	<input type="checkbox"/> Large = 23	<input type="checkbox"/> Large = 33	<input type="checkbox"/> Large = 43

*Seat cover only available for split seat upholstery



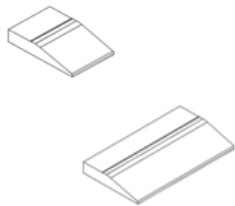
<input type="checkbox"/> Seat Cushion, sz 1, Small ●●	6¼" Width	1	8910251-60	\$0	
<input type="checkbox"/> Seat Cushion, sz 1, Medium	7¼" Width	1	8910252-60	\$0	
<input type="checkbox"/> Seat Cushion, sz 1, Large ●●	9¼" Width	1	8910253-60	\$0	

<input type="checkbox"/> Seat Cushion, sz 2, Small ●●	7¼" Width	2	8910261-60	\$0	
<input type="checkbox"/> Seat Cushion, sz 2, Medium	9¼" Width	2	8910262-60	\$0	
<input type="checkbox"/> Seat Cushion, sz 2, Large ●●	11" Width	2	8910263-60	\$0	

<input type="checkbox"/> Seat Cushion, sz 3, Small ●●	10¼" Width	3	8910271-60	\$0	
<input type="checkbox"/> Seat Cushion, sz 3, Medium	12" Width	3	8910272-60	\$0	
<input type="checkbox"/> Seat Cushion, sz 3, Large	14" Width	3	8910273-60	\$0	

→Seat Upholstery is designed for use without Medial Thigh Supports. Seat cushion easily accommodates seat depth growth.

→Only available in **black**

Accessories	Description	Measurements	Size	Part No.	USD Price	HCPCS
	<input type="checkbox"/> Anti-Thrust Wedges (Pr.)	2½" x 6¼" x 1"	1	8910400-1	\$48	K0108
	<input type="checkbox"/> Anti-Thrust Wedges (Pr.)	3" x 6¼" x 1"	1,2	8910400-2	\$48	K0108
	<input type="checkbox"/> Anti-Thrust Wedges (Pr.)	4" x 6¼" x 1"	1,2,3	8910400-3	\$48	K0108
	<input type="checkbox"/> Anti-Thrust Wedges (Pr.)	4½" x 9½" x 1½"	2,3	8910400-4	\$48	K0108
	<input type="checkbox"/> Anti-Thrust Wedges (Pr.)	5¾" x 9½" x 1½"	3	8910400-5	\$48	K0108
	<input type="checkbox"/> Anti-Thrust Wedges, SM (Pr.)	5" x 11¾" x 2"	4	8910400-11	\$48	K0108
	<input type="checkbox"/> Anti-Thrust Wedges, MD (Pr.)	6" x 11¾" x 2"	4	8910400-12	\$48	K0108
	<input type="checkbox"/> Anti-Thrust Wedges, LG (Pr.)	7½" x 11¾" x 2"	4	8910400-13	\$48	K0108

Description	Measurements	Size	Part No.	USD Price	HCPCS
<input type="checkbox"/> Abduction Supports w/ Cover		1,2	8970402-10		
<input type="checkbox"/> Abduction Supports w/ Cover, Left		1,2	X8910402-1L	\$104	E0956
<input type="checkbox"/> Abduction Supports w/ Cover, Right		1,2	X8910402-1R	\$104	E0956
<input type="checkbox"/> Abduction Supports w/ Cover		3	8910402-20	\$185	
<input type="checkbox"/> Abduction Supports w/ Cover, Left		3	X8910402-2L	\$104	E0956
<input type="checkbox"/> Abduction Supports w/ Cover, Right		3	X8910402-2R	\$104	E0956
<input type="checkbox"/> Abduction Supports w/ Cover		4	8910402-40	\$105	
<input type="checkbox"/> Abduction Supports w/ Cover, Left		4	X8910402-4L	\$104	E0956
<input type="checkbox"/> Abduction Supports w/ Cover, Right		4	X8910402-4R	\$104	E0956

HCPCS - E0957 for Medical Thigh Support and E1028 for Removable Hardware

<input type="checkbox"/> Medial Thigh System ••	3½" x 3½" x 3½"	One Size	8910408-1	\$355	
<input type="checkbox"/> Medial Thigh System	4¾" x 3½" x 3½"	One Size	8910408-2	\$355	
<input type="checkbox"/> Medial Thigh System	6" x 3½" x 3½"	One Size	8910408-3	\$355	
<input type="checkbox"/> Medial Thigh System ••	7" x 3½" x 3½"	One Size	8910408-4	\$355	

••Custom order; Approx. lead time: 6-8 weeks.

Allows for finely adjusting seat width

<input type="checkbox"/> Hip Supports, Right (Ea.)		1,2	X8910404-1R	\$104	E0956
<input type="checkbox"/> Hip Supports, Left (Ea.)		1,2	X8910404-1L	\$104	E0956
<input type="checkbox"/> Hip Supports, Right (Ea.)		3	X8910404-2R	\$104	E0956
<input type="checkbox"/> Hip Supports, Left (Ea.)		3	X8910404-2L	\$104	E0956
<input type="checkbox"/> Hip Supports, Right (Ea.)		4	X8910404-3R	\$104	E0956
<input type="checkbox"/> Hip Supports, Left (Ea.)		4	X8910404-3L	\$104	E0956

<input type="checkbox"/> Hip Support w/ PU Pad **, ••	7½" x 3.3" x 1.4"	4	8910404-44	\$568	E0956
**Dual Rod Armrest (8910618) required					
<input type="checkbox"/> Hip Support w/ PU Pad **, ••	3¼" x 7½"	4	8910404-45	\$568	E0956
**Single Rod Armrest (8910619) required					

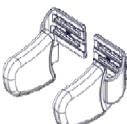
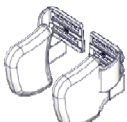
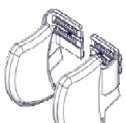
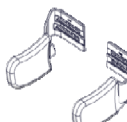
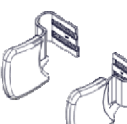

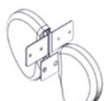




••Custom order; Approx. lead time: 6-8 weeks.


The following armrest are height, depth and angle adjustable

<input type="checkbox"/> Armrest w/ Cover (Pr.)	3" x 9" x 9"	1	8910615-2	\$302	E0973
<input type="checkbox"/> Armrest w/ Cover (Pr.)	3" x 10" x 11"	2	8910616-2	\$302	E0973
<input type="checkbox"/> Armrest w/ Cover (Pr.)	3" x 11¼" x 12¾"	3	8910617-2	\$302	E0973
<input type="checkbox"/> Armrest, Dual Post (Pr.)	3" x 14½" x 11¼"	4	8910618	\$302	E0973
<input type="checkbox"/> Armrest, Single Post (Pr.)	3" x 14½" x 11¼"	4	8910619	\$302	E0973

Armrest distance from seat to top of the armrest

Size 1	Size 2	Size 3	Size 4		
2½ to 5¼"	3½" to 6¼"	5¾" to 9½"	7½" to 12½"		
<input type="checkbox"/> Arm Pads, Mounts on Top of Tray ♦				1,2,3	8910730
♦ n/a on size 4 tray					
<input type="checkbox"/> Armrest Holder Kit				One Size	8910613
<input type="checkbox"/> Daily Adjustment Kit				One Size	8910615-11

Accessories	Description	Measurements	Size	Part No.	USD Price	HPCPS																																						
	The following laterals are height and width adjustable																																											
	<input type="checkbox"/> Fixed Side Supports w/ Cover, Type 1		One Size	8910301-1																																								
	<input type="checkbox"/> Fixed Lateral, Type 1, Right	4¼" x 2¾"	One Size	x8910301-1L	\$104	E0956																																						
	<input type="checkbox"/> Fixed Lateral, Type 1, Left	4¼" x 2¾"	One Size	x8910301-1R	\$104	E0956																																						
	<input type="checkbox"/> Fixed Side Supports w/ Cover, Type 2		One Size	8910301-2																																								
	<input type="checkbox"/> Fixed Lateral, Type 2, Right	4" x 4"	One Size	x8910301-2L	\$104	E0956																																						
	<input type="checkbox"/> Fixed Lateral, Type 2, Left	4" x 4"	One Size	x8910301-2R	\$104	E0956																																						
	<input type="checkbox"/> Fixed Side Supports w/ Cover, Type 3		One Size	8910301-3																																								
	<input type="checkbox"/> Fixed Lateral, Type 3, Right	4½" x 5½"	One Size	x8910301-3L	\$104	E0956																																						
	<input type="checkbox"/> Fixed Lateral, Type 3, Left	4½" x 5½"	One Size	x8910301-3R	\$104	E0956																																						
	<input type="checkbox"/> Fixed Side Supports w/ Cover, Type 4		One Size	8910301-4																																								
	<input type="checkbox"/> Fixed Lateral, Type 4, Right	6" x 3½"	One Size	x8910301-4L	\$104	E0956																																						
	<input type="checkbox"/> Fixed Lateral, Type 4, Left	6" x 3½"	One Size	x8910301-4R	\$104	E0956																																						
	●●Custom order; Approx. lead time: 6-8 weeks.																																											
	<input type="checkbox"/> Fixed Side Supports w/ Cover, Type 5 ●●		One Size	8910301-5																																								
	<input type="checkbox"/> Fixed Lateral, Type 5, Right	6¼" x 5¾"	One Size	x8910301-5L	\$104	E0956																																						
	<input type="checkbox"/> Fixed Lateral, Type 5, Left	6¼" x 5¾"	One Size	x8910301-5R	\$104	E0956																																						
	●●Custom order; Approx. lead time: 6-8 weeks.																																											
	<input type="checkbox"/> Fixed Side Supports w/ Cover, Type 6		One Size	8910301-6																																								
	<input type="checkbox"/> Fixed Lateral, Type 6, Right	4½" x 5½"	One Size	x8910301-6L	\$104	E0956																																						
	<input type="checkbox"/> Fixed Lateral, Type 6, Left	4½" x 5½"	One Size	x8910301-6R	\$104	E0956																																						
<table><tr><th colspan="7">Width Between Laterals</th></tr><tr><th colspan="2">Pad Type 1-4</th><th>Min.</th><th>Max</th><th colspan="2">Pad Type 5-6</th><th></th></tr><tr><td rowspan="3">Back Size</td><td>1</td><td>6"</td><td>10½"</td><td rowspan="3">Back Size</td><td>1</td><td>4"</td></tr><tr><td>2</td><td>8"</td><td>12½"</td><td>2</td><td>6"</td></tr><tr><td>3</td><td>10"</td><td>14½"</td><td>3</td><td>8"</td></tr><tr><td>Extended</td><td>4</td><td>12"</td><td>16½"</td><td>Extended</td><td>4</td><td>10"</td></tr></table>							Width Between Laterals							Pad Type 1-4		Min.	Max	Pad Type 5-6			Back Size	1	6"	10½"	Back Size	1	4"	2	8"	12½"	2	6"	3	10"	14½"	3	8"	Extended	4	12"	16½"	Extended	4	10"
Width Between Laterals																																												
Pad Type 1-4		Min.	Max	Pad Type 5-6																																								
Back Size	1	6"	10½"	Back Size	1	4"																																						
	2	8"	12½"		2	6"																																						
	3	10"	14½"		3	8"																																						
Extended	4	12"	16½"	Extended	4	10"																																						
	<input type="checkbox"/> Fixed Upper Arm Sup. w/Cover**	5" x 4"	Type 1	8910407-11	\$80	K0108																																						
	<input type="checkbox"/> Fixed Upper Arm Sup. w/Cover**	7½" x 4¾"	Type 2	8910407-22	\$96	K0108																																						
	**Fixed lateral supports required for use																																											
	<input type="checkbox"/> Snap Locks for Side Supports, Fits Type 1-4, 6 ●●		1,2,3,4,6	8910702-30	\$101																																							
	<input type="checkbox"/> Snap Locks for Side Supports, Fits Type 5 ●●		5	8910702-40	\$101																																							
	●●Custom order; Approx. lead time: 6-8 weeks.																																											
	<input type="checkbox"/> Swing-Away Lateral Support Bracket, Right (Ea.)		One Size	83900-R	\$235	E1028																																						
	<input type="checkbox"/> Swing-Away Lateral Support Bracket, Left (Ea.)		One Size	83900-L	\$235	E1028																																						
	<input type="checkbox"/> Bar, Straight (Ea.)	4¾"	One Size	81932	\$0																																							
	<input type="checkbox"/> Bar, Straight, Stainless (Ea.)	3¾"	One Size	82569	\$0																																							
	<input type="checkbox"/> Bar, Offset, 1" (Ea.)	4¾"	One Size	81968	\$0																																							
	<input type="checkbox"/> Bar, Offset, 1¼" (Ea.)	4¾"	One Size	82000	\$0																																							
	<input type="checkbox"/> Bar, Offset, 2½" (Ea.)	4¾"	One Size	81969	\$0																																							

Accessories	Description	Measurements	Size	Part No.	USD Price	HPCPS
	<input type="checkbox"/> Curved Cushion (Ea.)	3½" x 7½"	One Size	6175406	\$110	E0956
	<input type="checkbox"/> Curved Cushion (Ea.)	2½" x 6¾"	One Size	6175405	\$110	E0956
	<input type="checkbox"/> Curved Cushion (Ea.)	2½" x 6"	One Size	6175404	\$110	E0956
	<input type="checkbox"/> Standard Cushion (Ea.)	6" x 4¾"	One Size	6175403	\$110	E0956
	<input type="checkbox"/> Standard Cushion (Ea.)	4" x 4"	One Size	6175402	\$110	E0956
	<input type="checkbox"/> Standard Cushion (Ea.)	2¾" x 4½"	One Size	6175401	\$110	E0956

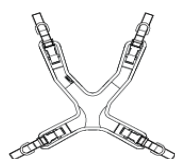
Width Between Laterals with Straight Bar

Back Size	Minimum	Maximum
1	8¾"	13"
2	10¾"	15"
3	12¾"	17"
4 (Extended)	14¾" (16¾")	19" (21")

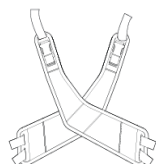
<input type="checkbox"/> Protective Cushion for Laterals, Black (Ea.)	One Size	89150	\$96
<input type="checkbox"/> Belt for Lateral Pads •• 10"	One Size	84120-25	\$48
<input type="checkbox"/> Belt for Lateral Pads •• 16"	One Size	84120-40	\$48

••Custom order; Approx. lead time: 6-8 weeks.

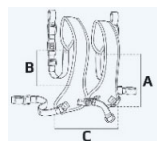
Description	Measurements	Size	Part No.	USD Price	HPCPS
-------------	--------------	------	----------	-----------	-------



<input type="checkbox"/> Torso vest (Ea.)	S-P: 7¾–10¾"	XS	85705-XS	\$209	E0960
<input type="checkbox"/> Torso vest (Ea.)	S-P: 10¾–12½"	S	85705-S	\$209	E0960
<input type="checkbox"/> Torso vest (Ea.)	S-P: 12½–16"	M	85705-M	\$209	E0960
<input type="checkbox"/> Torso vest (Ea.)	S-P: 16–18½"	L	85705-L	\$209	E0960
<input type="checkbox"/> Torso vest (Ea.)	S-P: 18½–20½"	XL	85705-XL	\$209	E0960
<input type="checkbox"/> Torso vest (Ea.)	S-P: 20½–23½"	XXL	85705-XXL	\$209	E0960



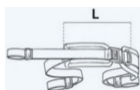
<input type="checkbox"/> Cross Vest (Ea.)	S-P: 7¾–12½"	XS	85720-XS	\$198	E0960
<input type="checkbox"/> Cross Vest (Ea.)	S-P: 10¾–13½"	S	85720-S	\$198	E0960
<input type="checkbox"/> Cross Vest (Ea.)	S-P: 13½–17¾"	M	85720-M	\$198	E0960
<input type="checkbox"/> Cross Vest (Ea.)	S-P: 17¾–20¾"	L	85720-L	\$198	E0960
<input type="checkbox"/> Cross Vest (Ea.)	S-P: 20¾–24 ½"	XL	85720-XL	\$198	E0960



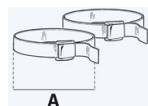
<input type="checkbox"/> Chest Belt, Upholstered (Ea.)	A: 11¼xB: 7½xC: 9¼–12"	1	85428-1	\$282	E0960
<input type="checkbox"/> Chest Belt, Upholstered (Ea.)	A: 14xB: 10xC: 10–12¾"	2	85428-2	\$282	E0960
<input type="checkbox"/> Chest Belt, Upholstered (Ea.)	A: 16½xB: 12½xC: 10–13"	3	85428-3	\$282	E0960



<input type="checkbox"/> 4-Point Padded Hip Belt, 1"	H-H: 6¾–12½"	XS	85725-XS	\$140	E0978
<input type="checkbox"/> 4-Point Padded Hip Belt, 1"	H-H: 8¾–13¾"	S	85725-S	\$140	E0978
<input type="checkbox"/> 4-Point Padded Hip Belt, 1"	H-H: 9¾–16¼"	M	85725-M	\$140	E0978
<input type="checkbox"/> 4-Point Padded Hip Belt, 1"	H-H: 12½–17¼"	L	85725-L	\$140	E0978
<input type="checkbox"/> 4-Point Padded Hip Belt, 1"	H-H: 16¼–20½"	XL	85725-XL	\$140	E0978

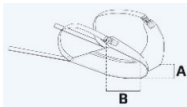


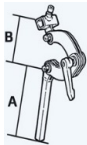
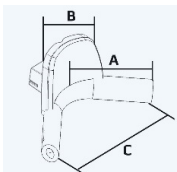




<input type="checkbox"/> 2-Point Pelvic Belt, Black	L: 13–14½"	1	85424-1	\$101	E0978
---	------------	---	---------	-------	-------











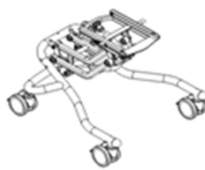
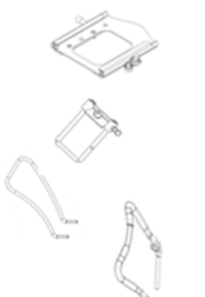


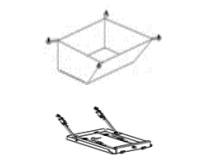
<input type="checkbox"/> Foot Straps, Plastic Lock (Pr.)	Max: 22", A: 13½–20½"	One Size	85096	\$38	K0040
<input type="checkbox"/> Foot Straps, Velcro (Pr.)		One Size	85102	\$53	K0040

Other types of vests and belts available, please see Vest and Belts Order Form

Accessories	Description	Measurements	Size	Part No.	USD Price	HCPCS
	<input type="checkbox"/> Pelvic Harness	A:6½ x B:7½"	0	89108-0	\$256	K0108
	<input type="checkbox"/> Pelvic Harness	A:8½ x B:8¾"	1	89108-1	\$256	K0108
	<input type="checkbox"/> Pelvic Harness	A:10½ x B:9¾"	2	89108-2	\$256	K0108
	<input type="checkbox"/> Ankle straps	C: 6¼–9"	XS	85745-XS	\$193	K0108
	<input type="checkbox"/> Ankle straps	C: 9–12¼"	M	85745-M	\$193	K0108
	<input type="checkbox"/> Ankle straps	C: 11½–15"	XL	85745-XL		K0108
	<input type="checkbox"/> Formed Footplates (Pr.) ♦	L: 8½"	1, 2	86147	\$172	
	<input type="checkbox"/> Formed Footplates (Pr.) ♦	L: 9¼"	3, 4	86148	\$172	
♦Footplate will need drilling by supplier once position is set						
	Description	Measurements	Size	Part No.	USD Price	HCPCS
	Swing-away Mounting Brackets - Height, Depth, Angle and Lateral Adjustable					
	<input type="checkbox"/> Turtle Bar System ♦	A: 5", B: 4-8½"	Short	98619-25	\$240	E1028
	<input type="checkbox"/> Turtle Bar System ♦	A: 10", B: 4-8½"	Long	98619-26	\$240	E1028
♦Required with Anatomic Head Support; 5099001, 5099002 or 5099003						
	<input type="checkbox"/> Anatomic Head Support ♦	A:5½ x B:5½ x C:9½"	Small	5099001	\$266	E0955
	<input type="checkbox"/> Head Support Cover (Required)		Small	9923-83	\$0	
	<input type="checkbox"/> Anatomic Head Support ♦	A:6 x B:5½ x C:10"	Medium	5099002	\$266	E0955
	<input type="checkbox"/> Head Support Cover (Required)		Medium	9945-83	\$0	
	<input type="checkbox"/> Anatomic Head Support ♦	A:6½ x B:5½ x C:12½"	Large	5099003	\$266	E0955
<input type="checkbox"/> Head Support Cover (Required)		Large	9967-83	\$0		
♦Turtle Bar System Short or Long Required; 98619-25 or 98619-26						
XX = Turtle Bar Size						
<input type="checkbox"/> 92 = Short Turtle Bar		<input type="checkbox"/> 93 = Long Turtle Bar				
	Adjustable Headrest without Dynamic Feature - Requires Bracket (see below)					
	<input type="checkbox"/> Adj. Width Headrest, Large Laterals, Black Cover ♦			99737xx-85	\$318	E0955
9971xxx-xx	<input type="checkbox"/> Adj. Width Headrest, Large Laterals, w/Speakers, Black Cover ♦♦ ♦			99717xx-85	\$422	E0955
9973xxx-xx	♦♦Custom order; Approx. lead time: 6-8 weeks.					
♦Turtle Bar System Short or Long Required; x98619-25 or x98619-26						
	Adjustable Headrest with Dynamic Feature - Requires Bracket (see below)					
	<input type="checkbox"/> Adj. Width Headrest, Large Laterals, Black Cover ♦			99736xx-85	\$402	E0955
9975xxx-xx	<input type="checkbox"/> Adj. Width Headrest, Large Laterals, w/Speakers, Black Cover ♦♦ ♦			99756xx-85	\$402	E0955
♦♦Custom order; Approx. lead time: 6-8 weeks.						
♦Turtle Bar System Short or Long Required; x98619-25 or x98619-26						
<input type="checkbox"/> Headband System for Anatomic Head Support Only			One Size	99500	\$240	E0955
<input type="checkbox"/> Universal Headrest Mount ♦			One Size	87590	\$64	E1028
♦Required when using other manufactures Head Support						
Allows most Whitmyer, Stealth, Otto Bock headrest, I2I to mount to our products (x:panda, Serval, etc.). Please contact Customer Service for confirmation						

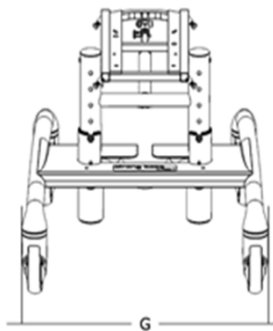
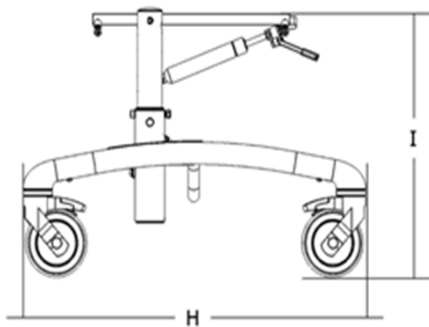
Other types of headrest available, please see Head Supports Order Form

Accessories	Description	Measurements	Size	Part No.	USD Price	HPCPS
All trays require armrest						
	<input type="checkbox"/> Tray, Grey (Ea.) ♦♦		1,2	8910720-1	\$120	E0950
	<input type="checkbox"/> Swing-Away Removable Hardware (Ea.) (Required)		1,2	X8910720-12	\$198	E1028
	<input type="checkbox"/> Tray, Grey (Ea.) ♦♦		3,4	8910720-2	\$120	E0950
	<input type="checkbox"/> Swing-Away Removable Hardware (Ea.) (Required)		3,4	X8910720-22	\$198	E1028
♦♦Custom order; Approx. lead time: 6-8 weeks.						
	<input type="checkbox"/> Tray, Two-Rod System, Grey (Ea.)		1,2	8910725-1	\$120	E0950
	<input type="checkbox"/> Swing-Away Removable Hardware (Ea.) (Required)		1,2	X8910725-12	\$198	E1028
	<input type="checkbox"/> Tray, Two-Rod System, Grey (Ea.)		2,3	8910725-2	\$120	E0950
	<input type="checkbox"/> Swing-Away Removable Hardware (Ea.) (Required)		2,3	X8910725-22	\$198	E1028
	<input type="checkbox"/> Tray, Two-Rod System, Grey (Ea.)		4	8910725-3	\$120	E0950
	<input type="checkbox"/> Swing-Away Removable Hardware (Ea.) (Required)		4	X8910725-32	\$198	E1028
	<input type="checkbox"/> Tray, Plastic, Grey		1,2	8976350	\$235	E0950
	<input type="checkbox"/> Toy Bar for Tray ♦ n/a on size 4 tray		1,2,3	8910740	\$240	
	<input type="checkbox"/> Grip Handle for Tray ♦, ♦♦ ♦ Does not work on size 4 x:panda ♦♦Custom order; Approx. lead time: 6-8 weeks. Non-returnable item		1,2,3	8910750	\$422	
	<input type="checkbox"/> Activity Center ♦, ♦♦ ♦ Does not work on size 4 x:panda ♦♦Custom order; Approx. lead time: 6-8 weeks. Non-returnable item		1,2,3	89250	\$845	
	<input type="checkbox"/> x:panda Canopy- Attaches to Seat ♦ ♦ For size 1 and 2 x:panda only		One Size	SN67-9901	\$146	
	<input type="checkbox"/> Stingray Canopy, Black fits x:panda size 1 & 2		1	8740110	\$344	
	<input type="checkbox"/> Stingray Canopy, Black fits x:panda size 3 & 4		2	8740120	\$344	
	<input type="checkbox"/> Holders for Stingray Canopy** **Required when ordering Stingray Canopy		One Size	9589100	\$48	

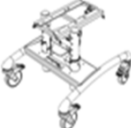




Mobility Bases	Description	Measurements	Size	Part No.	USD Price	HCPCS	
x:panda on High-Low Frames							
	→When selecting the x:panda on a High-Low:x base, suggested HCPCS do not apply						
	Indoor Models						
	Manual Lift						
	<input type="checkbox"/> High-Low:x Indoor sz 1	6½" - 23½" 132 lbs max	1,2	8911603-02	\$1,648	K0108	
	<input type="checkbox"/> High-Low:x Indoor sz 2	9¾" - 23¾" 132 lbs max	3	8911605-02	\$1,966	K0108	
	Power Lift						
	<input type="checkbox"/> High-Low:x Indoor sz 1●●	6½" - 23½" 132 lbs max	1,2	8911603-02EL	\$3,030	K0108	
	<input type="checkbox"/> High-Low:x Indoor sz 2●●	9¾" - 24¾" 132 lbs max	3	8911605-02EL	\$3,311	K0108	
	<input type="checkbox"/> High-Low:x Indoor sz 3♦	12½" - 22" 220 lbs max	1,2,3,4	8911607-02EL	\$3,379	K0108	
	♦Adapter not included.						
●●Custom order; Approx. lead time: 6-8 weeks. Non-returnable item							
	<input type="checkbox"/> Adaptor for x:panda on High-Low:x 1,2,3 ♦		1,2,3	8911610-98	\$183		
	<input type="checkbox"/> Adaptor for x:panda on High-Low:x 4 ♦		4	8911610-99	\$183		
	♦Required when ordering High-Low:x sz 3 (8911607-02ELUS)						
	<input type="checkbox"/> Anti-Tip for Indoor High-Low:x Indoor		One Size	89951-01	\$214		
	<input type="checkbox"/> Push Brace - Fixed Angle		One Size	8910545	\$167		
	<input type="checkbox"/> Push Brace - Angle Adjustable; n/a on x:panda sz 4		1,2,3	8910555	\$402		
	Outdoor Models						
	Manual Lift						
	<input type="checkbox"/> High-Low:x Outdoor sz 1, Manual Lift - for x:panda sz 1 & 2 ●●		1,2	8911613-02	\$2,550	E1233	
	<input type="checkbox"/> High-Low:x Outdoor sz 2, Manual Lift - for x:panda sz 3		1,2,3	8911615-02	\$3,400	E1233	
●●Custom order; Approx. lead time: 6-8 weeks. Non-returnable item							
	Power Lift						
	<input type="checkbox"/> High-Low:x Outdoor sz 1, Power Lift - for x:panda sz 1 & 2 ●●		1,2	8911613-02EL	\$3,504	E1233	
	<input type="checkbox"/> High-Low:x Outdoor sz 2, Power Lift - for x:panda sz 3 ●●		1,2,3	8911615-02EL	\$4,036	E1233	
	●●Custom order; Approx. lead time: 6-8 weeks. Non-returnable item						
	High-Low:x Outdoor frame not available for x:panda size 4.						
	<input type="checkbox"/> Anti-Tip for Outdoor High-Low:x Indoor ●●		One Size	89951-02	\$214		
	●●Custom order; Approx. lead time: 6-8 weeks.						
	<input type="checkbox"/> Transit Option for High-Low Outdoor Frame (Set)		One Size	980910	\$209		
	x:panda on Stingray Frame						
		<input type="checkbox"/> Stingray Tilt-In-Space - for x:panda sz 1 & 2 (Individual Wheel Locks)		One Size	8702212-XP	\$3,082	E1233
For use with x:panda size 1 (S,M,L) x:panda size 2 (S,M)							
<input type="checkbox"/> Stingray Tilt-In-Space - for x:panda sz 1 & 2** (Central Wheel Locks)			One Size	8702222-XP	\$3,546	E1233	
**Required if using Vent Tray							
For use with x:panda size 1 (S,M,L) x:panda size 2 (S,M)							
<input type="checkbox"/> Transit Option for Stingray (Set)			One Size	8720902	\$209		
<input type="checkbox"/> O2 Tank Holder *●●				8776295	\$365	E2208	
*Transit Option (9720902) is required							
●●Custom order; Approx. lead time: 6-8 weeks. Non-returnable item							
<input type="checkbox"/> Medical Essential Carrier			One Size	8720600	\$101		
	<input type="checkbox"/> Vent Tray ♦*		One Size	8776290	\$480	K0108	
	♦ Requires Central Wheel Locks						
	*44 lbs. weight capacity						
	<input type="checkbox"/> IV Pole, Height Adjustable and Collapsible		One Size	C904566	\$209	K0105	
	<input type="checkbox"/> IV Pole Holder**			8776291	\$146		
**Required if using IV Pole							

R82 Strong Base for x:panda sz 4

USD Retail Price List/ Order Form

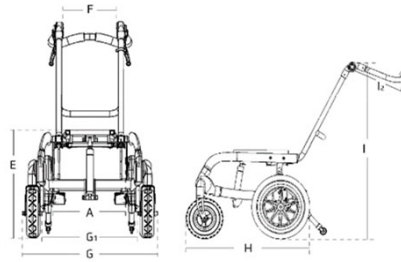


	Strong Base Manual adj. Inches	Strong Base Spindle adj. Inches
Frame width (G)	23½"	23½"
Frame length (H)	27¼"	27¼"
Height (I)	11¾"-21¾"	11¾"-21¾"
Top of x:panda 4 seat to floor	16½"-26½"	16½"-26½"
Top of Panda 5 seat to floor	17¾"-27½"	17¾"-27½"
Angling of base plate	-10 - +25°	-10 - +25°
Weight	31 lbs.	34¼ lbs.
Max. load	264 lbs.	264 lbs.

Mobility Bases	Description	Measurements	Size	Part No.	USD Price	HPCPS
	<input type="checkbox"/> Strong Base, Manual Lift - for x:panda sz 4 ●● ●●Custom order; Approx. lead time: 6-8 weeks. Non-returnable item		One Size	89508-1M	\$1,783	
	<input type="checkbox"/> Strong Base with Spindle - for x:panda sz 4 ●● ●●Custom order; Approx. lead time: 6-8 weeks. Non-returnable item		One Size	89508-1S	\$2,018	
	<input type="checkbox"/> Adapter for Strong Base (Required) ●●Custom order; Approx. lead time: 6-8 weeks. Non-returnable item		One Size	8911610-99L	\$209	
	<input type="checkbox"/> Push Brace - Fixed Angle		One Size	8910545	\$167	
	<input type="checkbox"/> Angle Adjustable Push Brace, Long		One Size	8910565	\$308	

R82 Multi Frame

USD Retail Price List/ Order Form



	Size 1 Inches	Size 2 Inches	Size 3 Inches
Width, inside (A)	13½"	15¼"	17¼"
Height floor to basic plate (E) (top/mid/bottom pos.)	15½"/16¾"/18"	15½"/16¾"/18"	15½"/16¾"/18"
Back width, inside (F)	9¾"	11½"	13½"
Overall width 12½" (G)	23¼"	25¼"	27¼"
Overall width 22" (G)	23¼"	25¼"	27¼"
Distance between wheels w/drum brakes (G1)	17"	19"	20¾"
Distance between wheels wo/drum brakes (G1)	17¼"	19¼"	21¼"
Length, with 12½" (22") wheels(H)	25¼" (29½")	25¼" (29½")	27¼" (31½")
Overall height push brace 15°(I)	36"	36"	36"
Overall height push brace 30° (I)	33½"	33½"	33½"
Push brace length (I2)	8¾"	8¾"	8¾"
Folded height, w/ 12½" (22")back wheels (mid position)	18½" (22")	18½" (22")	18½" (22")
Folded length, with 12½" (22")	28¾" (33½")	28¾" (33½")	30¾" (35½")
Max load	220.4 lbs.	220.4 lbs.	220.4 lbs.



	HCPCS
<input type="checkbox"/> Size 1	E1233
<input type="checkbox"/> Size 2	E1233
<input type="checkbox"/> Size 3	E1161
<input type="checkbox"/> Silver	
<input type="checkbox"/> 12½" air, black, incl. wheel brake	
<input type="checkbox"/> 22" air, grey, incl. wheel brake	
<input type="checkbox"/> 12½" solid, black, incl. wheel brake	
<input type="checkbox"/> 22" solid, grey, incl. wheel brake	
<input type="checkbox"/> Standard brake - see above	
<input type="checkbox"/> Drum Brake for 12½" - Upcharge	
<input type="checkbox"/> Drum brake for 22" - Upcharge	
<input type="checkbox"/> 7" x 2" Pneumatic Caster Tires	
<input type="checkbox"/> 7" x 2" Solid Caster Tires	
<input type="checkbox"/> Gradual back angling	
<input type="checkbox"/> Gradual back angling, w/ additional dept	

97 X 1 X X X X
1
2
3
1
1
2
4
5
0
1
2
1
2

Description	Measurements	Size	Part No.	USD Price	HCPCS
<input type="checkbox"/> Wheelchair Frame with 12½" Rear Wheels		97x140x10	973110210	\$3,004	
<input type="checkbox"/> Wheelchair Frame with 22" Rear Wheels		97x150x10	973120210	\$3,077	
<input type="checkbox"/> Drum Brakes, 12½" or 22" Rear Wheels (Upcharge)				\$290	

Most Common Configuration:

<input type="checkbox"/> Multi Frame sz 3, Silver, 7x2", 12½" Solid Tire, Std. Wheel Locks	973140210	\$2,451
--	-----------	---------

••All other configurations are a custom order; Approx. lead time: 6-8 weeks. Non-returnable item

Accessories	Description	Measurements	Size	Part No.	USD Price	HCPCS
-------------	-------------	--------------	------	----------	-----------	-------

Adaptor is required for x:panda size 1, 2 & 3. The x:panda size 3 can also be permanently mounted on the Multi Frame without an adaptor.



- ☐ Adaptor for x:panda on Multi Frame - for x:panda sz 1, 2 & 3 8911610-98 \$183
 - ☐ Adaptor for x:panda on Multi Frame sz 3 - for x:panda sz 4 ♦ 8911610-99 \$183
- ♦ **Adaptor is required on x:panda sz 4**

- ☐ Anti-Tips 970957 \$151 E0971
- ☐ Transit Option for Multi Frame 970905 \$209



- ☐ Vent Tray for Multi Frame sz 2 & 3 ♦♦ 970815 \$469 E1029
- ♦♦ **Custom order; Approx. lead time: 6-8 weeks.**

Description	Measurements	Part No.	USD Price	HCPCS
-------------	--------------	----------	-----------	-------

The following Foot Support options are for the High-Low:x, Strong Base, Stingray, Multi Frame & Multi Frame:x



- ☐ Footplate, Angle & Height Adj. 12" x 7½" 95145-1 \$120 K0040
- ☐ Footplate, Angle & Height Adj. 14" x 9" 85145-2 \$120 K0040



- ☐ Footplate, Angle & Height Adj. ♦ 14" x 9" 95145-2 \$120 K0040
- ☐ Footplate, Angle & Height Adj. ♦ 16" x 9½" 95145-3 \$120 K0040
- ☐ Footplate, Angle & Height Adj. ♦ 18¾" x 9½" 95145-4 \$120 K0040

♦ **Includes 4" mounting fitting**



- ☐ Mounting for footplate, for higher fitting** 85135 \$62
- ****To be used with 9810821-x**

Footplates must include a mounting bar below



- ☐ Elevating Footplate Mounting Bar 6" - 10½" 8910821-1 \$151 K0108
- ☐ Elevating Footplate Mounting Bar 6" - 14½" 8910821-2 \$151 K0108
- ☐ Elevating Footplate Mounting Bar 6" - 17" 8910821-3 \$151 K0108

Description	Measurements	Part No.	USD Price	HCPCS
-------------	--------------	----------	-----------	-------



- ☐ Multi Adj. Foot Support ♦♦ 6" - 10½" 8910852-1 \$422 K0108
- ☐ Multi Adj. Foot Support ♦♦ 6" - 14½" 8910852-2 \$422 K0108
- ☐ Multi Adj. Foot Support ♦♦ 6" - 17" 8910852-3 \$422 K0108

♦♦ **Custom order; Approx. lead time: 6-8 weeks.**



- ☐ Width Extension - Multi-Adj. Foot Support ♦♦ 8910855 \$80
- ♦♦ **Custom order; Approx. lead time: 6-8 weeks. Non-returnable item**

Description	Measurements	Part No.	USD Price	HCPCS
-------------	--------------	----------	-----------	-------



- ☐ Individual Foot Supports (Pr.) ♦♦ 7" x 3" 89143-1 \$422
- ☐ Individual Foot Supports (Pr.) ♦♦ 8½" x 3½" 89143-2 \$422
- ☐ Individual Foot Supports (Pr.) ♦♦ 9½" x 4½" 89143-3 \$422

♦♦ **Custom order; Approx. lead time: 6-8 weeks.**



- ☐ Dual Elevating Footplate Mount Bar ♦ 6" - 10½" 8910841-1 \$151
- ☐ Dual Elevating Footplate Mount Bar ♦ 6" - 14½" 8910841-2 \$151
- ☐ Dual Elevating Footplate Mount Bar ♦ 6" - 17" 8910841-3 \$151

♦♦ **Custom order; Approx. lead time: 6-8 weeks.**

HCPCS codes are provided for your convenience and are NOT to be considered billing or legal advice. Providers are responsible for insuring that all appropriate billing codes are used when submitting claims. Proper use of HCPCS codes does not insure coverage or payment. Contact the appropriate payer for coverage information.

Prices in USD & is subject to change without notice

For Quotes and Orders please send completed Order Form to: sales.us@etac.com or fax: 1-800-760-0537

Etac United States
13137 Bleinheim Lane
Matthews, North Carolina 28105
+1 844-US-MOBILITY (844-876-6245)
www.etac.us.com

OF6700-ENG-REV.07
etac®
Creating Possibilities