

etac[®]

Creating Possibilities



etac[®]

Etac Cross 6

Accessories and options

Accessories and options

Etac proudly present a wide selection of options and accessories to choose from for our wheelchairs: Cross 6, Cross 5 and Cross 5 XL.



Head support, plush

Adjustable in height, depth, angle and sideways. The upholstery is detachable and washable. Combine with head support attachment.




Head support, hygiene

Adjustable in height, depth, angle and sideways. The upholstery is detachable and washable. Combine with head support attachment.



Head support with side support

Adjustable in height, depth, angle and sideways. The upholstery is detachable and washable. Combine with head support attachment.



Head support attachment

Easy detachable with snap-lock.




3A back support

Adjustable in height, hip- and lumbar angle. Available in standard and high back height.




2B back support fixed push handles

Our most active back support. The curved tube creates a discrete side support. The tension adjustable upholstery has comfort shields preventing pressure in the pelvic zone. Two height options.



2B back support adjustable push handles

The curved tube creates a discrete side support. The tension adjustable upholstery has comfort shields preventing pressure in the pelvic zone. With height adjustable push handles. Two height options.



Cover

Soft elasticated cover. Dark grey plush.




Comfort cover

With extra padding. Dark grey plush.




Airmesh cover

Gives a modern and light impression. Can be used with 2B back support (low and high) and 3A back support (standard height only).



Tidy hygiene cover

Hygiene cover for 3A back support. Material: Dartex. Water repellent, wipeable with wet cloth, washing 90° C. Can be supplied with customized embroidery.




Back wedge plush, short

15 cm (6") long. Soft wedge that attaches with velcro under the cover. Combine with side stop straight or with width extending. Upholstery: dark grey plush. Sold per piece.




Back wedge plush, long

30 cm (12") long. Soft wedge that attaches with velcro under the cover. Combine with side stop straight or with width extending. Upholstery: dark grey plush. Sold per piece.



Side cushion

Embracing support. Rotate to choose between two different shapes. Supported by the arm support and/or side stop straight. Sold per piece.




Trunk support, adjustable

Adjustable in height and depth. For body close fitting and space for free arm movement, the rod that holds the pad is available in four versions. Detachable without tools. Sold per piece.




Side stop, straight

Combine with wedges or side cushion. Height adjustable. Sold per piece.




Trunk support, swing away

Adjustable in height and depth. No conflict with arm supports thanks to the rear fitted hinge. For body close fitting and space for free arm movement, the rod that holds the pad is available in three versions. Sold per piece.




Side stop, width extending 1.5 cm (1/2")

Extends width by 1.5 cm (1/2") per side. Combine with wedges. Sold per piece.



Wedges, mod. 1 (small)

Cell foam with Velcro attachment. Length: 13 cm (5") Width: 9.5 cm (4") Height: 2 cm (3/4") Sold per pair.




Side stop, width extending 3 cm (1")

Extends width by 3 cm (1") per side. Combine with wedges and larger cover. Sold per piece.



Wedges, mod. 2 (medium)

Cell foam with Velcro attachment. Length: 19 cm (7 1/2") Width: 12 cm (5") Height: 2 cm (3/4") Sold per pair.




Bow handle

Height-adjustable and detachable.



Wedges, mod. 3 (large)

Cell foam with Velcro attachment. Length: 20 cm (8") Width: 17 cm (6 1/2") Height: 2.5 cm (1") Sold per pair.




Push handle

Height-adjustable and detachable.



Pressure distributor

Easy tools to create perfect shape, instantly. Length: 20 cm (8") Width: 15 cm (6") Height: 1 cm (1/2")



Fixed push handle


(Only for 3A back support).

Accessories & options, cont.



Rear cross brace

Stabilizing cross brace. Fitted in the 3A profile. Foldable with snap lock.



Soft pad, thigh support

Softpad in cell polyethene. Attaches to the support with Velcro.




Arm support

Detachable and height-adjustable with solid top, 25 cm (9¾") or long 38 cm (15") arm support pad. Height adjustment with Allen key or finger screw.



Mud guard in carbon fibre

Adjustable in height, depth and angle. Carbon fibre.



Cover, arm support

Padded with cold foam or gel, detachable. Available in short 25 cm (9¾") or long 38 cm (15") model. Cover in dark grey plush or black Dartex.



Leg support, standard

Black. Detachable and swing-away. Also available with locking device.



Arm support pad, wide and soft

Fitted onto the existing arm support. Size 8 x 40 cm (3¼" x 15¾"). Fits both short and long arm support, right and left side.




Leg support, narrow

Brings the foot support 5 cm (2") closer to the frame. Can only be used with 4" or 5" castors. Also available in a short version and with locking device.



Arm support pad, hemi

Adjustable in angle, the height is set with the arm support adjustment. Fitted onto the long arm support. Padded detachable cover in dark grey plush. 2 models; for moulded and detachable plate.




Elevating leg support with calf support

With foldable calf support adjustable in two different heights on the leg support pipe. Fits right and left side.




Side support

Detachable and adjustable in height.



Cover, calf support

For elevating leg support. Dark grey plush or black Dartex.



Thigh support

To be mounted on existing arm support. Available in short 50 cm (19¾") and long 57 cm (22 ½") model.



Foot support

Foldable and adjustable in depth and angle. Adjustable in height. Supplied with standard attachment tube. Also available with short and long attachment tubes.



Foot support cover

For added comfort, plush.



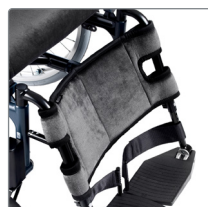
Cover, calf strap

Provides a softer support. Available in 20 cm (7¾"), 30 cm (11¾") and 40 cm (15¾") lengths.




Foot support, one-piece

Foldable and adjustable in height and angle.



Padded Calf strap

Soft and warm comfort, Velcro adjustment. Assembly on fixed or elevating leg support.



Soft padding, platform Cross

For added comfort. Plush.




Heel strap

Adjustable length. Cannot be combined with the extended foot support.



Foot support, child

Adjustable in height, depth and angle. Available in seat width 35 and 37.5 cm (13¾" and 14¾"). Removable.



Amputee leg support

Adjustable in height, depth, angle and also sideways. Fits both left and right side. Upholstery: Dark grey plush or black Dartex.



Extended foot support

Enlarges the foot support depth. Fitted on the existing foot support.



Amputee weighth

Counteracts risk of tipping for amputee users and improves propelling qualities. Detachable and angle adjustable. Can be combined with Amputee support. Weight: 3 kg (6,6 lbs).




Widened foot support

Enlarges the foot support width. Fitted on the existing foot support. Applies to Cross XL in seat widths 52.5–60 cm (20¾–23½").




Rear wheels

20", 22" or 24", as well as 24" lightweight rear wheel. Solid or pneumatic wheels tyres. The lightweight wheels have high pressure pneumatic tubes.



Calf strap

Removable, adjustable in length.



Handrims

Choose from plastic-coated, foam rubber, aluminium, titanium and stainless.

Accessories & options, cont.



One arm drive

Fits the left or right sides of the chair.
Cannot be combined with attendant brake.



Brake with extension handle

The brake lever can be angled forward to facilitate sideways transfers.



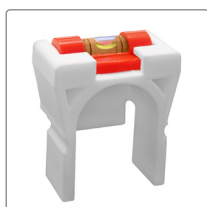
Castors

4", 5", 6.5" or 8".



One hand brake

Right or left side. Can be combined with drum brake wheel.



Castor angle adjustment tool

Simplifies to find the correct castor angle.



Attendant brakes alt 1

With reduced handle grip for persons with smaller hands. 75 mm (3") between handle grip and brake lever.



Camber angle

Standard 2°, optional 0°.



Attendant brakes

100 mm (3 3/4") between handle grip and brake lever.



Spoke guards

Available in grey or yellow print.




Solid seat

Detachable. Supplemented with suitable seat cushion. Low mounting.



Brake with angled handle

Provides a larger gripping surface.
Colour: Black




High mounting kit, solid seat

Accessory kit to fit the solid seat at the same height as the seat tubes.




Brake with angled handle

Provides a larger gripping surface.
Colour: Red



Seat cushion

Anatomically shaped seat cushion. 56 cm long (22"). Cutted to adjusted seat depth.
Upholstery: dark grey plush.



Tidy hygiene seat cushion

With hygiene cover. Water repellent, wipeable with wet cloth, washing 90° C. Length 46 cm (18") (width 35-40 cm (13¾-15¾"), Length 50 cm (19¾") width 42,5-60 cm (16¾-23¾").



Tray

Transparent. Fits onto long arm supports.



Seat extender

Attached to the seat with Velcro. Increases seat depth by 7 cm (2¾").



Hemi tray, foldable

Adjustable in depth and width. Folds sideways. Attached to the arm support brackets. The height is set using the arm support.




Cover

Cover when not using foot support. For foot propulsion. (Only for Cross 6).



Attachment, chest harness

Assembled on rod for head support.




Telescopic anti-tips

Foldable, height, adjustable in depth and angle. Fits all seat heights.



Positioning belt

With snap-lock, length adjustable. Two alternative attachment points on the frame.



Seat widening kit

Increases the distance between the arm supports by 1 cm (½"). The total width also increases by 1 cm (½").



Cane holder

In two parts; the cup is fitted to the inside of one of the tilters and the elastic strap is fitted around the cane.



Widening castor housing

Moves the castor 3 cm (1¼") outwards. The chair's total width is not changed.



IV stand

Compl. with attachment.



Widening castor housing, short

For 4" and 5" castor. For extra low seat heights.



Tool kit

Contains three ring spanners, five Allen keys, one socket spanner and one Phillips screwdriver.



Etac is a world-leading developer of innovative assistive devices and patient handling equipment. Since 1973, we have been committed to improving quality of life for the individual, family members and caregivers.

For the products' intended purpose and latest information, please visit www.etac.com

Etac

- +46 371 587 330
- info@etac.se
- www.etac.com

etac[®]
Creating Possibilities