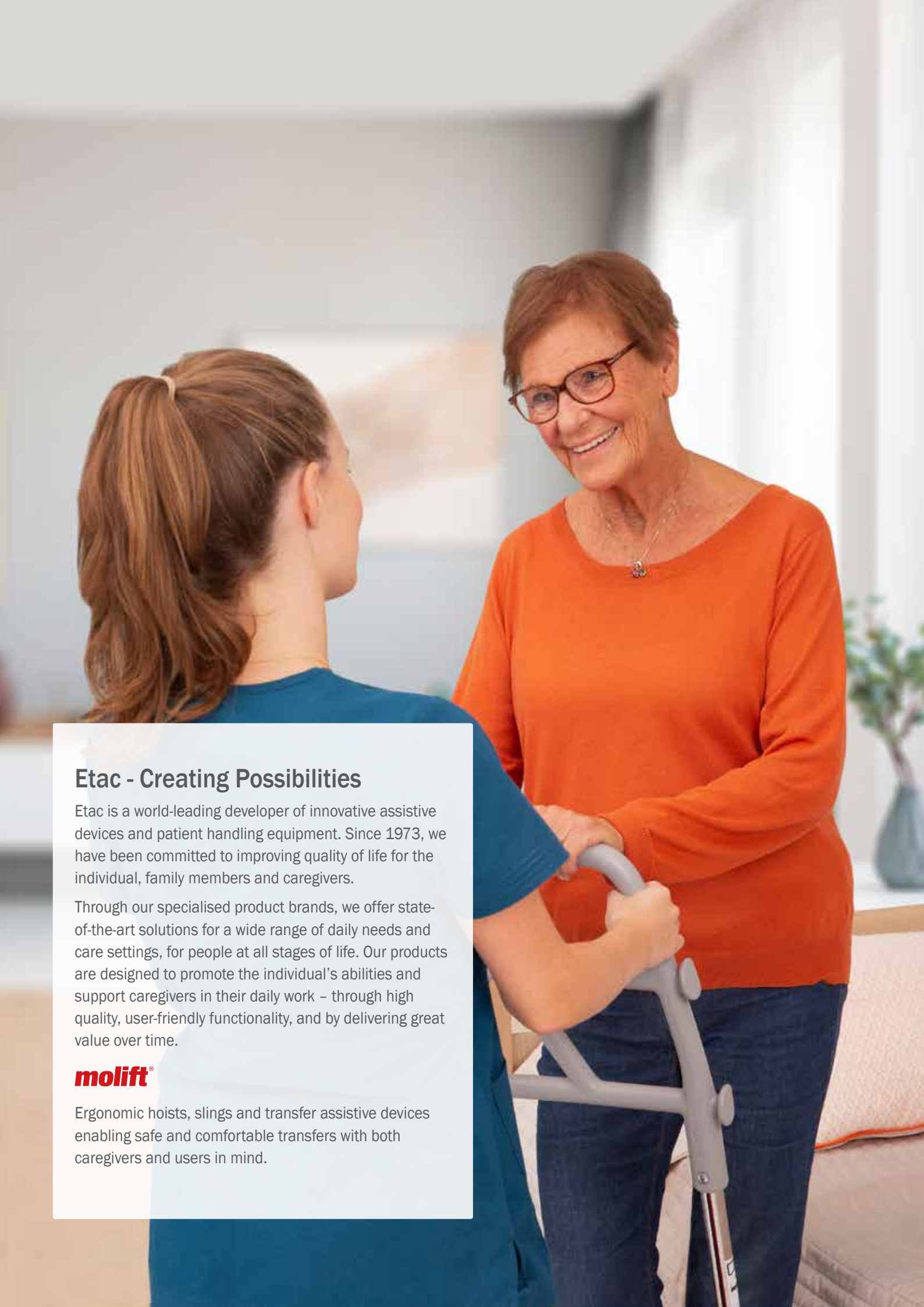




molift[®]

Transfer aids

Catalogue



Etac - Creating Possibilities

Etac is a world-leading developer of innovative assistive devices and patient handling equipment. Since 1973, we have been committed to improving quality of life for the individual, family members and caregivers.

Through our specialised product brands, we offer state-of-the-art solutions for a wide range of daily needs and care settings, for people at all stages of life. Our products are designed to promote the individual's abilities and support caregivers in their daily work – through high quality, user-friendly functionality, and by delivering great value over time.

molift[®]

Ergonomic hoists, slings and transfer assistive devices enabling safe and comfortable transfers with both caregivers and users in mind.



Ceiling hoists

Molift Air	5
Sling bars for Molift Air ceiling hoists	6
Molift Nomad.....	7
Molift Rail System	8
Molift Duo	10
Molift Quattro	11



Mobile hoists

Molift Smart 150.....	13
Molift Mover	14
Molift Partner 255	16
Sling bars for Molift mobile hoists	17

Molift Service Tool

Molift Service Tool	18
---------------------------	----



Sit-to-stand aids

Molift Raiser Pro.....	20
Etac Turner Pro.....	21
Molift Quick Raiser 1	22
Molift Quick Raiser 2	23
Molift Quick Raiser 205.....	24
Molift RgoSling Active & StandUp	25



Molift RgoSling

Molift RgoSling HighBack	28
Molift RgoSling MediumBack.....	28
Molift RgoSling Toilet	29
Molift RgoSling Amputee	29
Molift RgoSling Shadow.....	30
Molift RgoSling Comfort HighBack.....	30
Molift RgoSling Ambulating Vest.....	31
Molift RgoSling Fabric Stretcher	31
Molift RgoSling MediumBack Plus.....	33
Molift RgoSling Repositioning sheet.....	33



Molift EvoSling

Molift EvoSling HighBack.....	36
Molift EvoSling MediumBack	36
Molift EvoSling LowBack.....	37
Molift EvoSling Hygiene	37
Molift EvoSling Ampu MediumBack.....	38
Molift EvoSling Comfort MediumBack.....	39
Molift EvoSling FlexiStrap	39



Molift UnoSling

Molift UnoSling HighBack	42
Molift UnoSling Toilet	42
Molift UnoSling StandUp	43
Molift UnoSling Ambulating Vest.....	43
Molift UnoSling LimbLift	44

Slings facts

Slings accessories

Stretchers

Molift RgoSling Fabric Stretcher	50
Molift Stretcher	51





Ceiling hoists

Molift ceiling hoists and Molift Rail System are the optimal solutions to assist caregivers. The hoists are intuitive and safe to use and can solve all hoisting needs, while increasing caregiver and user comfort and safety.

Molift Air

A flexible ceiling hoist for better working situations and reduced strenuous lifting

Dignified quality of care

Molift Air is a smart and user-friendly family of ceiling hoists, with outstanding lifting capacity, 200 to 500 kg. Suitable for sitting, horizontal movements, standing and walking training situations in all care environments and gives the user good and dignified quality of care. Great flexibility is offered, with eliminated strenuous manual lifting and a better work situation for caregivers.

Easy handling & low service costs

With the Molift Rail System and a wide range of accessories, this is a complete, flexible system. Can be used with fixed ceiling rails or portable freestanding systems. The smooth handling is a great advantage and thanks to the low weight and the smart quick release coupling, the hoist is easy to remove during installation and service. Molift Air is optimised for long lifetime and low service costs. It can be easily adapted to other manufacturers' rail systems on the market.

Features

- Small hoist - great lifting capacity
- Silent, soft operation and easy to use
- Wide range and flexible solutions
- Long lifetime and low lifecycle cost



Product description	SWL	Battery	Item no.
Molift Air 200	205 kg	SLA	M26200
Molift Air 200	205 kg	Litium	M26201
Molift Air 200 IRC	205 kg	SLA	M26356
Molift Air 200 Propulsion	205 kg	SLA	M26359
Molift Air 200 IRC and Propulsion	205 kg	SLA	M26358
Molift Air 350	350 kg	SLA	M26350
Molift Air 350	350 kg	Litium	M26351
Molift Air 350 IRC	350 kg	SLA	M26354
Molift Air 350 Propulsion	350 kg	SLA	M26352
Molift Air 350 IRC and Propulsion	350 kg	SLA	M26353
Molift Air 500	500 kg	SLA	M26500
Molift Air 350 Tilt	273 kg	SLA	M26355
- incl. Molift Air Tilt Sling bar			

For complete variant matrix, contact your local distributor.

Accessories	Item no.
Sling bars	see page for sling bars
Weight scale	see page for sling bars
Room to room transfer unit	2510295

Material

Aluminium, plastic

Weight (Air 200/350/500)

Total weight 8,6/8,6/15 kg

Dimensions (Air 200/350/500)

Length 360 mm
Width 190/190/250 mm
Height 195 mm

Technical

Battery SLA (Air 200/350/500) 12 V SLA 2.9 Ah
Battery Litium (Air 200/350) 25.6 V LiFePO4 2.4 Ah
Battery charge time 6 hours
Hoisting speed 75 kg (Air 200/350) 60 mm/sec
Hoisting speed 75 kg (Air 500) 30 mm/sec
Rated performance 80 hoists/75 kg/500 mm
Hoisting interval (Air 200/350/500) 3000/2600/3000 mm
Expected lifetime 30 000 lifts SWL/10 years





Sling bars for Molift Air ceiling hoists

Lightweight sling bars with quick release coupling for easy change

Molift aluminium sling bars fit new and older hoists. The lightweight sling bar has a quick-release coupling, which makes it very easy for the caregiver to change.

The weight scale is class III approved and complies to all technical standards. It can calculate BMI (Body mass index) at the touch of a button.



Molift Air 2-point sling bar

Aluminium/zink, SWL 350 kg
 Small.....2530115
 Medium.....2530120
 Large.....2530125



Molift Air 8-point sling bar

Steel, SWL 300 kg
 Sling bar.....2140003
 Sling bar with balance bar.....2140004



Molift Air 2-point pigtail sling bar

Aluminium, SWL 350 kg
 Small.....1830033
 Medium.....1830032
 Large.....1830031



Molift Air weight scale

(not available for 8-pt sling bar)
 Scale SWL 300 kg.....1840000
 Scale SWL 400 kg.....1431021



Molift Air 4-point sling bar

Aluminium/zink, SWL 350 kg
 Small.....2530210
 Medium.....2530211
 Large.....2530212
 Extra large.....2530213



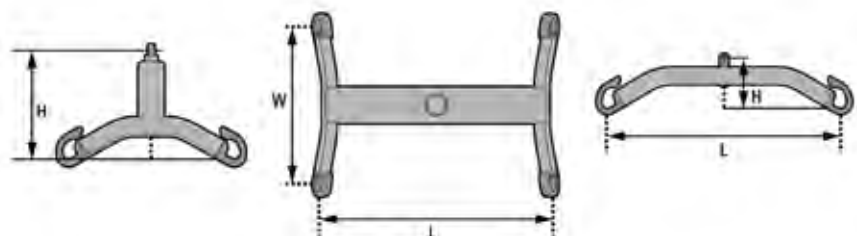
Molift Air Tilt sling bar

Steel, SWL 273 kg
 Sold in package with Molift Air 350 Tilt



Molift Air 4-point bariatric pigtail sling bar

Steel, SWL 550 kg
 Large.....2510435



Dimensions (mm)	Small	Medium	Large	Extra large
2-point Sling bar	H130 x L350	H130 x L450	H130 x L550	-
2-point Sling bar pig tail	H150 x L400	H150 x L500	H150 x L600	-
4-point Sling bar	H210 x W300 x L350	H240 x W300 x L450	H240 x W350 x L550	H240 x W350 x L650
4-point Sling bar pig tail	-	-	H200 x W550 x L 550	-
8-point Sling bar	-	H420 x W920 x L1430	-	-
Tilt Sling bar	H500-790 x W580 x L580			

Molift Nomad

A portable low weight hoist with integrated sling bar, suitable for all day-to-day operations.

Low weight - high hoisting capacity

The weight of the Molift Nomad is only 6.8 kg. Despite the low weight it has a hoisting capacity up to 255 kg. Molift Nomad has a unique, curved design and the integrated 4-point sling bar, used with any Molift sling, provides the user with a comfortable and spacious position. Molift Nomad is equipped with numerous safety features such as electronic overload protection, electrical emergency lowering and emergency stop.

Easy room-to-room transfer

Molift Nomad has integrated carry handles for easy handling. The connection is easy and no tools are required. In combination with the specially designed trolley, Molift Nomad can be used to climb from one rail system to another without a transition rail. This results in easy transfer from room to room. By using Molift Nomad Extension Arm the hoist can easily be connected and disconnected to the trolley from the floor. Molift Nomad Cart is ideal for storing and transporting the hoist.



Features

- Low weight and high hoisting capacity.
- Portable ceiling hoist.
- Climbing room to room.
- Easy connection without tools to trolley.
- Integrated 4-point sling bar.

Description	Item no.	Material	Technical
Molift Nomad 205 (SWL 205 kg)	22205	Reinforced composite and aluminium	Battery NiMh 26.4 V - 2.6 Ah Battery charge time 3 hours Hoisting speed 75 kg 23 mm/sec Hoisting height 2000 mm Rated performance 60 hoists/75 kg/500 mm
Molift Nomad 255 (SWL 255 kg)	22255		
Accessories	Item no.	Weight	
Weight scale, class III	1100253	Total weight 6.8 kg	
Cart	1200005		
Extension arm L:900 mm	1200004		
Extension arm L:1050 mm	1200006		
		Dimensions	
		Length 522 mm	
		Width 200 mm	
		Height 330 mm	



Molift Rail System

A cost-effective and flexible solution for all environments

Efficient installation process

Molift Rail System has rail profiles with innovative solutions for integration into all types of ceilings and walls. The wide range of fixing options results in making it one of the most most efficient installation processes in the market. It is easily integrated and is aesthetically adjusted to the design and architecture of the room. The range of switches and other transition options makes the rail system extremely flexible.

Customised capacity

Depending on the different needs and choice of the hoist motor, the Molift Rail System can be constructed from 160 up to 500 kg.

Cost effective solutions

The efficient installation process, the flexibility and the many features make Molift Rail System a cost-effective, competitive and smart investment for hospitals, institutions and the home. This helps create a practical and efficient workplace for nurses and caregivers, as well as an attractive environment for patients and visitors.

Traverse rail system

One of the most flexible solutions on the market, covering all needs of hoisting, regardless of renewal or equipment changes in the room.

Traverse switch

Enables two different rail systems to be connected, for example between a traverse system and a single rail. Very useful for transfers from one room to another.

Single rail system

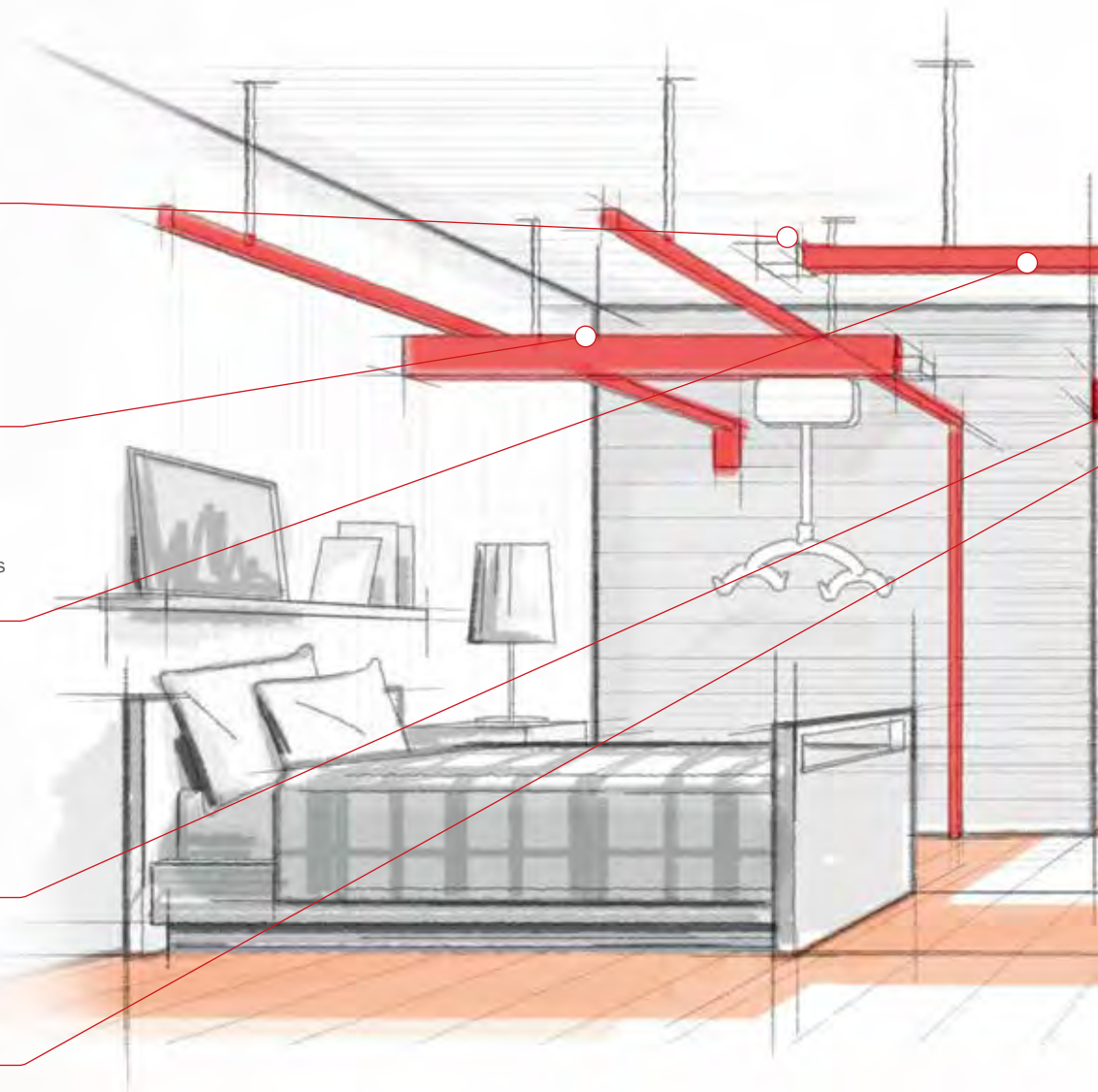
Straight rail and/or curve rails give a simple and effective patient transfer for the most common lifting situations such as bed-to-wheelchair hoisting.

Room to room transfer

When transfer is needed from one room to another or from one rail system to the next system, Molift can provide Room to Room function (Climbing), switch systems or continuing rail systems through doorways etc.

Rail Switch

Rail Switch - enables a change of direction of single rails, for example from a straight rail to a curve rail.



Flexible system

- Easy to install
- Various weight classes
- A variety of installation options – integrated in, or under the false ceiling, on the wall, on the floor with upright supports, etc
- Can be installed in all types of ceilings, walls and floors

Possibilities

Straight profiles
 Curves - 30, 45, 60 and 90 degrees
 Fixed brackets, telescope brackets
 Flexible traverse options
 Traverse switch
 Rail switch
 In-rail charging
 Curtain pass through

Maximum user weight (SWL)

160-500 kg

Colours

White

Rails

3 dimensions:
 Height: 62, 112, 142 mm

Max distance between fixtures

Up to 6000 mm

Switches

Rail switch
 Traverse switch



In-rail charging

In rail charging allows the hoist to charge batteries automatically anywhere in the system. This way the hoist is always ready for operation. In-rail charging can be mounted in straight rail and traverse rail systems only.

Integrated rail

Integrated Rail System - a single integrated rail offers a very discrete and clean solution.

Curtain pass through

Curtain pass through allows gaps for curtains mounted in the ceiling of the ward. This means several beds can share one motor, and still maintain privacy when individual nursing is required.

Wall mounted rails

Wall mounted rails - if the ceiling cannot support the system, it is possible to mount the rail on the wall.



Molift Duo

A flexible and free standing gantry system for temporary hoist situations

Easy solution for most room sizes

Molift Duo offers a system that is easy to install without being fixed to the ceiling or walls. It is ideally suited for temporary hoist applications in hospitals, nursing homes or private homes. In combination with Molift Air or Molift Nomad hoist and a sling, Molift Duo solves most overhead lifting situations, whatever the environment. With a lifting capacity of 300 kg, it is ideal for lifting and transferring a person from or to; bed, floor, chair, wheelchair, toilet etc.

Lightweight construction

Molift Duo has a lightweight aluminium construction and a functional design which makes the gantry system easy to install, dismantle and move elsewhere.

This 2-post gantry system has a rail length between 2000 mm and 3500 mm and has 4 step adjustable heights up to 2550 mm, making this free standing hoist unit suitable for all bed and room sizes.

Features

- Easy to install - due to the lightweight system, it is easy to install the gantry and move it to a new location.
- Supreme stability - the gantry system has supreme stability and a functional design.
- Adjustable height - height positions can be set at four fixed positions from 225 cm up to 255 cm. Adjust the height with the quick release pin.
- Charging of lift motor - Molift hoist motors can easily be charged through the hand control or optionally through in-rail charging.



Description	Item no.	Dimensions
Molift Duo 2000	1600013	Rail lengths 2000/2500/3000/3500 mm
Molift Duo 2500	1600015	Height 2250 - 2550 mm
Molift Duo 3000	1600017	Depth 1200 mm
Molift Duo 3500	1600019	Maximum internal space 3500 x 2400 mm
Material		
Anodized aluminium, Plastic		
Weight		
Total weight (complete unit)	38 - 44,3 kg	
Safe working load (SWL)	300 kg	

Molift Quattro

The temporary hoist solution with excellent stability

A free-standing traverse gantry

Molift Quattro is a free-standing hoist unit that offers a (four post) Traverse System which is the best solution for temporary hoisting needs or when the facility is not built for fixed installations. The gantry is easy to install without the need to mount additional fixtures on walls or ceilings. It is ideally suited for temporary hoist applications in nursing or private homes.

For overhead lifting situations

The traverse has a lightweight aluminium frame and four steel posts that provides excellent stability and covers the surface of the hoisting requirement. Molift Quattro solves all overhead lifting situations together with the Molift Air or Molift Nomad hoist motor and a sling. With a lifting capacity of max 300 kg, it is ideal for lifting and transferring a person from or to bed, floor, chair, wheelchair, toilet etc.

Features

- Easy to install - designed for quick installation by two persons (preferably).
- No wall or ceiling mounting is required.
- Supreme stability and manoeuvrability .
- Easy to charge - the hoist motor can easily be charged through the hand control or through the in-rail charging option.



Description	Item no.	Dimensions
Molift Quattro 3	1600030	Boom lengths 3000/4000 mm
Molift Quattro 4	1600035	Height 2330 mm
		Height with adjustable feet 2360 - 2430 mm
		Internal height 2190 mm
		Width/Depth 3160 - 4160 mm
		Maximum internal space 3000/4000 x 2190 mm
		The length of the posts are fixed. The lowest allowed distance from floor to ceiling is 2400 mm.
		Molift ceiling hoists are ordered separately
Accessories	Item no.	
Adjustable foot (set of 4)	1610200	
Material		
Steel, aluminium, plastic		
Weight		
Total weight Quattro 3 (complete unit)	111 kg	
Total weight Quattro 4 (complete unit)	132 kg	
Safe working load (SWL)	300 kg	
		CE



Mobile hoists

Molift mobile hoists are well known for many innovative and intuitive solutions such as the 4-point sling bar, integrated service software, a compact lightweight design and ergonomic, user friendly push handles.



Molift Mover

A family of compact, lightweight mobile hoists with great flexibility and large hoisting range. Suitable in homes, hospitals and care environments.

Large hoisting range

Molift Mover has a lightweight aluminium construction that makes the hoist very easy to manoeuvre. The low weight in relation to lifting capacity is best in class. A large hoisting range allows hoisting from high surfaces as well as hoisting from the floor. The integrated Molift Service Tool ensures correct service and maintenance intervals.

Ergonomic handling

For improved caregiver ergonomics, the Molift Mover hoists are equipped with Molift's unique intuitive push handle. The handle provides multiple and flexible grip possibilities for improved caregiver ergonomics. The easily accessible hand control is very user friendly.

Features

- Lightweight and compact hoists
- Very easy to manoeuvre
- Large hoisting range
- Hoisting from floor



Molift Mover				Accessories	
	Item no.				Item no.
Variants (excl. sling bar)	Mover 180	Mover 205	Mover 300	Weight scale	see page for sling bars
Standard chassis, small casters	18000	14000	15050	Sling bars	see page for sling bars
Standard chassis, large casters	18003	-	-	Stretchers	see page for stretchers
Low base chassis	-	14050	-	Casters Ø100mm with directional lock (Mover 205/300)	1320140
Standard chassis + supporting arms	-	14150	15150		
Medium base chassis + supporting arms	-	-	15151		
For complete variant matrix, contact your local distributor.					
Accessories		Item no.			
Supporting arms	see etac.com				
			Material Aluminium, steel, plastic		


Facts
for Standard chassis excl. sling bar and battery

	Molift Mover 180	Molift Mover 205	Molift Mover 300
Maximum user weight (SWL)	180 kg	205 kg	300 kg
Total weight	32 kg	35,5	36 kg
Length	1260 mm	1285 mm	1285 mm
Leg height	105 mm	115 mm	115 mm
Hoisting height	265 - 1630 mm	403 - 1768 mm	403 - 1775 mm
Hoisting interval	1365 mm	1430 mm	1420 mm
Chassis width	670 mm	690 mm	690 mm
Legs closed internal/external width	550/670 mm	550/690 mm	690 mm
Legs open internal/external width	1025/1145 mm	1065/1205 mm	1065/1205 mm
Turning radius	1320 mm	1400 mm	1400 mm
Battery	NiMH 14.4 - 2.6 Ah	NiMH 26.4 V - 2.6 Ah	NiMH 26.4 V - 2.6 Ah
Battery charge time	3 hours	3 hours	3 hours
Rated performance	50 hoists/75 kg/500 mm	50 hoists/75 kg/500 mm	
Hoisting speed	40 mm/sec	40 mm/sec	32.6 mm/sec
Expected lifetime	30 000 lifts SWL or 10 years	30 000 lifts SWL or 10 years	30 000 lifts SWL or 10 years



Molift Partner 255

Vertical hoisting pattern and excellent stability for complex care situations

Ideal solution for critical care

Molift Partner 255 provides an ideal solution for hoisting in acute and critical care areas in both hospitals and care facilities. The straight vertical column in combination with the fixed sling bar provides excellent stability. It maintains the user at the same distance from the column throughout the hoisting. With an outstanding hoisting range, Molift Partner 255 allows hoisting from the floor as well as high surfaces.

Molift Partner 255 is one of the lightest in its category and combined with excellent construction, ergonomic design and the castor solution, it becomes very easy to manoeuvre even with a lifting capacity of 255 kg.

Molift Partner 255 is available in several variants for the possibility of optimising the product according to needs; low base chassis, supporting arms for gait/walk training and weight scale.



Features

- High safe working load - 255 kg
- Fixed sling bar and straight vertical column for safe and stable hoisting
- Low weight and easy to manoeuvre
- Suitable for use with Molift stretcher

Product		Item no.	Dimensions	
Molift Partner 255 incl. 4-point sling bar		13000	Length	1285 mm
For complete variant matrix, contact your local distributor.			Leg height	115 mm
			Hoisting height	390-1680 mm
			Hoisting interval	1290 mm
			Chassis width	690 mm
			Legs closed internal/external width	550/690 mm
			Legs open internal/external width	1065/1205 mm
			Turning radius	1400 mm
Accessories		Item no.	Technical	
Casters ø100mm with directional lock		1320140	Battery	NiMh 26,4 V-2.6 Ah
Weight scale		(see page for sling bars)	Battery charge time	3 hours
Sling bars		(see page for sling bars)	Hoisting speed	30 mm/sec
Stretchers		(see page for stretchers)	Rated performance	50 hoists/75 kg/500 mm
Material				
Aluminium, Steel				
Weight				
Total weight (excl. sling bar and battery)		38,3 kg		
Safe working load (SWL)		255 kg		

Sling bars for Molift mobile hoists

Lightweight sling bars with quick release coupling for easy change

Molift aluminium sling bars fit new and older hoists. The lightweight sling bar has a quick-release coupling, which makes it very easy for the caregiver to change.

The weight scale is class III approved and complies to all technical standards. It can calculate BMI (Body mass index) at the touch of a button.



Mover 180 2-point sling bar

Aluminium/zink, SWL 300 kg

- Small.....1830043
- Medium.....1830042
- Large.....1830041



Mover 180 4-point sling bar

Aluminium/zink, SWL 300 kg

- Small.....1830110
- Medium.....1830111
- Large.....1830112
- Extra large.....1830113



Weight scale Mover 180

SWL 300 kg

- Scale.....1840000



Mover 205 2-point sling bar

Aluminium/zink, SWL 300 kg

- Small.....1430117
- Medium.....1430116
- Large.....1430115



Mover 205/300 4-point sling bar

Aluminium/zink, SWL 300 kg

- Medium.....1530101
- Large.....1530102
- Extra large.....1530103



Mover 205 2-point sling bar incl weight scale

Aluminium/zink, SWL 300 kg

- Small.....1430120
- Medium.....1430121
- Large.....1430122



Mover 205/300 4-point sling bar incl weight scale

Aluminium/zink, SWL 300 kg

- Medium.....1530110
- Large.....1530111



Partner 255 4-point sling bar

Aluminium/zink, SWL 255 kg

- Medium.....1330160



Partner 255 8-point sling bar

Steel, SWL 255 kg

- Sling bar.....2140003
- Balance bar.....2140004



Weight scale Partner 255

SWL 300 kg

- Scale.....1331002

Dimensions (mm)

	Small	Medium	Large	Extra large
2-point Sling bar	H130 x L350	H130 x L450	H130 x L550	-
4-point Sling bar	H210 x W300 x L350	H240 x W300 x L450	H240 x W350 x L550	H240 x W350 x L650
8-point Sling bar	-	H420 x W920 x L1430	-	-

Molift Service Tool

The intelligent software that interacts with the hoist

Ensure correct service and maintenance

All hoists from Molift come with the integrated Molift Service Tool, a software that records the usage and service history of the hoist and gives a warning indication when service is required. The software allows a certified technician to connect and interact with the hoist, for instance to see and print the service history and perform service and technical troubleshooting. Service documents like periodic inspection and service checklist are stored directly in the software to be easily available for the technician.



Analyse hoist usage

With the Molift Service Tool the user can see when the hoist was produced and how many lifts have been performed during its lifetime. The software displays the number of hoists according to a unique weight class definition, and use this to calculate the number of standard lifts. By not calculating all lifts as identical the service interval of the hoist is prolonged, which increase the service efficiency and lower the product's lifetime maintenance cost.

Set key parameters

With the Molift Service Tool the user can see when the hoist was produced and how many lifts have been performed during its lifetime. The software displays the number of hoists according to a unique weight class definition, and use this to calculate the number of standard lifts. By not calculating all lifts as identical the service interval of the hoist is prolonged, which increase the service efficiency and lower the product's lifetime maintenance cost.





Sit-to-stand aids

Molift's sit-to-stand aids are based on the same ergonomic principles. The products imitate the natural pattern of movement and fulfill the transfer needs of users with some weight bearing capacity.



Molift Raiser Pro

The ergonomic platform for a safe and active sit-to-stand transfer

Early mobilization and rehabilitation

Molift Raiser Pro allows the user to use their own muscle power during a transfer. The natural movement pattern stimulated and the ergonomic design makes the user feel safe during the transfer. Molift Raiser Pro helps the user to rehabilitate in all health environments during every transfer so that mobilization can begin early, already in the intensive care unit.

The stability and maneuverability make Molift Raiser Pro ideal in confined spaces, such as toilets. The sit-to-stand aid ensures safe, active standing support during short transfers, such as between beds and wheelchairs/ shower chairs. When transferring a user, the caregiver gets assistance with a minimum risk of injury.



Features

- A versatile handle with a soft warm feeling, with an optimal grip for both the user and the caregiver.
- The handle has two different fixing heights for accessories.
- Soft padded legrest with side support, height adjustable with only one hand.
- A central brake mechanism with a one-foot touch that gives audible feedback when activated.
- Low step-on height of 35 mm.

Product	Item no.	Dimensions	
Molift Raiser Pro	16090204	Height	1200 mm
		Depth	630 mm
		Width	540 mm
		Leg support height	300 - 510 mm
		Step in height	35 mm
Material			
Powder coated aluminum, plastic, steel, chrome 3			
Weight			
Total weight	10,7 kg		
Maximum user weight (SWL)	170 kg		

Etac Turner Pro

Encourages a natural standing movement and minimizes the risk of injury

Encourages natural movement

Etac Turner Pro is a turn aid with an intuitive design that offers safe patient turning with standing support. This turn aid enables a good posture and minimises the risk of injury for the caregiver when transferring.

Etac Turner Pro encourages natural standing and sitting movement for the user. The only adjustments needed is the height of the leg support and the handle. After that, the transfer can be carried out safely while the caregiver and the user maintain eye contact and communication.

The orange handle provides an intense, high contrasting colour which can help users with impaired vision or dementia. The small-scale footplate makes it the perfect choice of transfer aid when transferring in narrow spaces.

Etac Turner Pro is compact and easy to grip, and due to its low weight of only 8 kg, it is easy to bring along.



Features

- Compact and easy to transport.
- Soft, comfortable leg support with lateral support follows the movement from sitting to standing.
- The handle offers many grip possibilities and has an orange contrasting colour that helps users with impaired vision or dementia
- Very easy to turn and move indoors on different floors and carpets

Product	Dimensions	Item no.	Dimensions
Etac Turner Pro	800 - 1200 mm	16090106	Height Depth Width Leg support height Footplate Ø: Leg support width
			800 - 1200 mm 460 mm 450 mm 300 - 550 mm 400 mm 380 mm
Material			
Powder-coated aluminium, plastic, steel.			
Weight			
Total weight Maximum user weight (SWL)		8 kg 200 kg	



Molift Quick Raiser 1

Compact with excellent manoeuvrability even in narrow spaces

Stable and easy to manoeuvre

The Molift Quick Raiser 1 is powerful, but despite its compact design and light weight, is stable and easy to maneuver. The base's unique wheel position and almost perfect weight distribution provide a small turning radius with easy maneuverability even in tight spaces.

The inclined straight column imitates the natural pattern of movement and fulfils the hoisting needs of users with some degree of weight-bearing capacity. Molift Quick Raiser 1 has a safe working load of 160 kg.

The extra low base, 7 cm, and narrow front, 34 cm, fits well around toilets and under most beds, chairs and wheelchairs.

Features

- Extra low base with narrow front for easy access
- Adjustable knee pads that can be turned around for better fitting and alternative support for the legs.
- Integrated battery indicator providing audio and visual notification
- Exceptional manoeuvrability due to the lightweight construction the unique wheel positioning.



Molift Quick Raiser 1

	Item no.
V-shape lifting arm	M04100
U-shape lifting arm	M04150

For complete variant matrix, contact your local distributor.

Accessories

	Item no.		
	Small	Medium	Large
Sandals	0452100	0452200	0452300
Knee support	0455000	-	0455001
Extra soft pads for knee support	0455111	-	0455114
Adjustable footboard		0451000	
V-shape lifting arm		0458107	
U-shape lifting arm		0458010	

Material

Aluminium, plastic, steel

Weight

Total weight (excl. battery and lifting arm)	29 kg
Safe working load (SWL)	160 kg

Dimensions

Height	1280 mm
Length	1070 mm
Leg height	70 mm
Chassis external width	610 mm
Legs internal/external width	260/340 mm
Hoisting range	740 mm
Turning radius	1100 mm

Technical

Battery	NiMH 14,4 V - 2,6 Ah
Charge time	3 hours
Rated performance	40 hoists/75 kg/500 mm
Hoisting speed	50 mm/sec/75 kg load



Molift Quick Raiser 2

Sit-to-stand hoist with electrically adjustable leg base

Imitates the natural movement

The inclined straight column imitates the natural pattern of movement and fulfils the hoisting needs of users with some degree of weight-bearing capacity.

Molift Quick Raiser 2 with an electrically adjustable leg base is compact, stable and easy to manoeuvre. The unique wheel position and near-perfect weight distribution of the base provides a good turning radius and easy manoeuvrability even in narrow spaces.

The low base, 10 cm, fits under most beds and chairs while the electrically adjustable legs enable accessibility almost everywhere.



Features

- Electrically adjustable legs make it easy to get close.
- Adjustable knee pads that can be turned around for better fitting and alternative support for the legs.
- Integrated battery indicator providing audio and visual notification
- The unique wheel positioning and lightweight construction provide exceptional manoeuvrability.

Molift Quick Raiser 2

	Item no.
V-shape lifting arm	M04200
U-shape lifting arm	M04400

For complete variant matrix, contact your local distributor.

Accessories

	Item no.		
	Small	Medium	Large
Sandals	0452100	0452200	0452300
Knee support	0455012	-	0455011
Extra soft pads for knee support	0455111	-	0455114
Adjustable footboard	0451000		
V-shape lifting arm	0458107		
U-shape lifting arm	0458010		

Material

Aluminium, plastic, steel

Weight

Total weight (excl. battery and lifting arm)	36,5 kg
Safe working load (SWL)	160 kg

Dimensions

Height	1280 mm
Length	1265 mm
Leg height	100 mm
Chassis external width	610 mm
Width legs closed outer/inner	360/245 mm
Width legs open outer	1200 mm
Hoisting range	850 mm
Turning radius	1450 mm

Technical

Battery	NiMH 14,4 V - 2,6 Ah
Charge time	3 hours
Rated performance	40 hoists/75 kg/500 mm
Hoisting speed 75 kg	50 mm/sec





Molift Quick Raiser 205

An ergonomic sit-to-stand hoist with outstanding lifting capacity

Stable, safe and compact

Molift Quick Raiser 205 is a state of the art sit-to-stand hoist, with an electrically adjustable leg base. The hoist is comfortable, stable and safe with exceptional manoeuvrability. The hoisting of Molift Quick Raiser 205 imitates the natural pattern of movement and fulfils the transfer needs of users with some weight bearing capacity.

The unique wheel position, angled push bar and the extraordinary weight distribution of the base, provides a small turning radius. With the small castor option, it fits under most beds and chairs while the electrically adjustable legs enable accessibility almost everywhere. The fixed-leg option enables a very small footprint.



Features

- Ergonomic design - the inclined column encourages a natural pattern of movement.
- Active 4-point lifting arm - provides, together with RgoSling Active, extra support when hoisting from sit-to-stand.
- Easy to operate in moving and handling situations; toilet, sit-to-stand and stand-up training.
- Automatic warning for periodic inspection and service.

Molift Quick Raiser 205

Model	Battery	Adjustable leg	Fixed leg (FL)
Active, castor size Ø50/75mm	SLA	29000	29150
Active, castor size Ø75/100mm	SLA	29100	29200
Active Li, castor size Ø50/75mm	Lithium	29002	29152
Active Li, castor size Ø75/100mm	Lithium	29102	29202
StandUp, castor size Ø50/75mm	SLA	29001	29151
StandUp, castor size Ø75/100mm	SLA	29101	29201
StandUp Li, castor size Ø50/75mm	Lithium	29003	29153
StandUp Li, castor size Ø75/100mm	Lithium	29103	29203

For complete variant matrix, contact your local distributor.

Accessories

	Item no.
StandUp lifting arm	2910061
Active lifting arm	2910060
Loop sling lifting arm	0990543
Clip sling lifting arm	0990542
Paediatric Footplate	2910065
Set of inlays for footplate	2920151
Leg support, bracket and cushions, small	2910059
Leg support, bracket and cushions, large	2910056
Set of cushions, small	2910076
Set of cushions, large	2910077
Lithium power pack and charger	2910041

Item no.

Material

Aluminium, plastic, steel

Weight

Total weight (FL) 44,5 (42,5) kg
Safe working load (SWL) 205 kg

Dimensions

Height 1140 mm
Length 1320 mm
Chassis external width 630 mm
Legs closed internal/external width 350/220 mm
Legs open internal/external width 550/690 mm
Footboard height castor size Ø 50/75 mm 65 mm
Footboard height castor size Ø 75/100 mm 90 mm
Hoisting range 600 mm
Turning radius 1144/1300 mm

Technical

Batteries SLA/Lithium SLA 24V 2,9 Ah / LiFePO4 25,6V 2,4 Ah
Charge time 5 hours
Rated performance 100 hoists/75 kg/500 mm
Hoisting speed 35 mm/sec



Molift RgoSling Active & StandUp

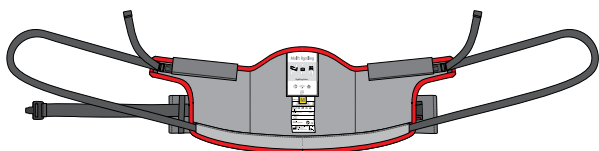
Ideal slings for active transfers with Molift Quick Raiser

Comfortable and easy transfer

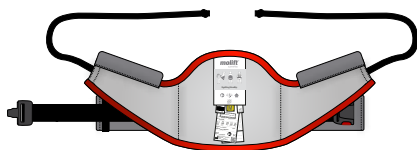
Molift sit-to-stand slings are padded and developed for active hoisting together with Molift Quick Raiser. The slings provide perfect lumbar support and are the ideal solution for hoisting and moving between different sitting positions. The slings have an efficient anti-slip lining to prevent the sling from sliding up. The waist belt provides additional support and stability.

Molift RgoSling Active is designed for a 4-point lifting arm (Quick Raiser 205) and has sliding loops for the possibility to an optimal posture during the sit-to-stand movement. Molift RgoSling Active provides additional grip and support around the hips when standing. The wide back-support distributes weight and pressure evenly over a large surface, which makes it very comfortable for the user.

Molift RgoSling StandUp is designed for a 2-point lifting arm. It is quickly and easily placed around the user. By virtue of the design it is ideal for use in toilet situations.







Molift RgoSling Active



Molift RgoSling StandUp

Features

- Perfect solution for hoisting and moving between different sitting positions
- Self-adjusting sliding loops (RgoSling Active)
- Large and firm support
- Easy application

Molift RgoSling	Size	Waist (mm)	Item no.	Information
Active 4-point	XS	500-720	1720910	For more information regarding Active and StandUp lifting arms, see previous page. For complete variant matrix, contact your local distributor.
	S	590-830	1720920	
	M	730-950	1720930	
	L	960-1210	1720940	
	XL	1200-1390	1720950	
	XS	530-710	1720710	
StandUp 2-point	S	640-850	1720720	Material Polyester
	M	740-960	1720730	
	L	930-1220	1720740	
StandUp 2-point with support	XL	1150-1430	1720750	   
	XS	530-710	1720810	
	S	640-850	1720820	
	M	740-960	1720830	
	L	930-1220	1720840	
	XL	1150-1430	1720850	



Molift RgoSling

Molift RgoSling is available in a wide range of models and sizes that ensure a suitable sling, regardless of the user's needs. Molift RgoSlings are designed for a 4-point lifting bar.

Sliding loops

Sliding loops on head straps. Making a smooth transfer from lying to sitting position. Ensures a comfortable and safe position for the patient.

Colour coding

Colour coding of hoisting loops helps you find the right fit.

Comfortable padding

Padding in back and leg support distributes the weight over a larger area, making the sling more comfortable for the user.

Labelling

Clear, practical information on a highly visible label. Washing instructions and technical information are found in a protective pocket at the back.

Guide straps

Guide straps assist with positioning during the lifting process.

Application pocket

Pockets in the back and on the leg supports make application easier.



Molift RgoSling

Molift has a long history of manufacturing high quality hoists and slings. Molift RgoSling is a portfolio of 4-point slings developed to meet the demands for the everyday needs in healthcare.

Standard models: HighBack and MediumBack

Our standard models are designed for all usual transfer situations and are suitable for most users. The standard models are available in two back heights: HighBack and MediumBack. The padded version has polyester fabric with padded back and leg rests, and the net version has polyester net with padded leg rests.

Models with specific features

We know that users have many different requirements, so we've designed additional models with specific features to meet their needs, including the Molift RgoSling Toilet and Molift RgoSling Amputee.



Molift RgoSling HighBack

Standard leg support opening

- Sliding loops on head straps
- Support for the entire back and the head
- Hoisting to and from a lying or a sitting position
- All-round sling that fits most users
- Hoisting from floor

Molift RgoSling MediumBack

Standard leg support opening

- Sliding loops on head straps
- Suitable for a user with headcontrol
- All-round sling that fits most users
- Adjust the sitting angle by the leg straps

Size	HighBack padded	HighBack net	Size	MediumBack padded	MediumBack net
XXS	1720200	1720400	XXS	1720100	1720300
XS	1720210	1720410	XS	1720110	1720310
S	1720220	1720420	S	1720120	1720320
M	1720230	1720430	M	1720130	1720330
L	1720240	1720440	L	1720140	1720340
XL	1720250	1720450	XL	1720150	1720350
XXL	1720260	1720460	XXL	1720160	1720360

Maximum user weight: 300 kg
HighBack padded XL - XXL 350 kg

Maximum user weight: 300 kg
MediumBack padded XL - XXL 350 kg



Molift RgoSling Toilet















Wide leg support opening

- Fixed loops
- Easy access sling, facilitate dressing and undressing
- For users with good core stability and muscle tonus
- Comfortable padding
- Flexible leg support
- Belt included - for extra security

Molift RgoSling Amputee

Narrow leg support opening

- Sliding loops on head straps
- For users with an amputated leg or a user with reduced core stability or muscle tonus
- Ideal solution for user with a high amputee
- Comfortable padding
- Belt included - for extra security

Size	LowBack	HighBack	Size	MediumBack	HighBack
XXS 	1720500	1720600	XXS 	1721100	1721200
XS 	1720510	1720610	XS 	1721110	1721210
S 	1720520	1720620	S 	1721120	1721220
M 	1720530	1720630	M 	1721130	1721230
L 	1720540	1720640	L 	1721140	1721240
XL 	1720550	1721450	XL 	1721150	1721250
XXL 	1720560	1720660	XXL 	1721160	1721260



Molift RgoSling Shadow













Standard leg support opening

- Sliding loops on head straps
- Suitable for users in moulded seats
- No straps, seams, pockets or labels in contact with the user
- Polyester net with thin webbing: no straps, seams pockets or labels in the contact surface to the user

Molift RgoSling Comfort HighBack

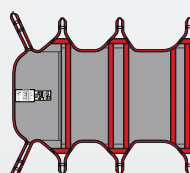
Full body support sling without split leg

- Full body and head support
- Can be left in the wheelchair underneath the user
- Polyester net which provides good ventilation
- Red seam indicating the center line of the back, to facilitate correct application

Size	HighBack	Size	HighBack
XXS 	1722900	XS 	1721410
XS 	1722910	S 	1721420
S 	1722920	M 	1721430
M 	1722930	L 	1721440
L 	1722940	XL 	1721450
XL 	1722950	XXL 	1721460



Ambulating Vest



Repositioning Sheet

Molift RgoSling Ambulating Vest







For gait training with assistance

- 4 straps with fixed loops
- Self tightening strap in the waist
- Standing or balance exercise
- Double buckles for extra security
- Padded groin straps is ordered separately

Molift RgoSling Fabric Stretcher

A soft fabric hoisting device for horizontal transfers

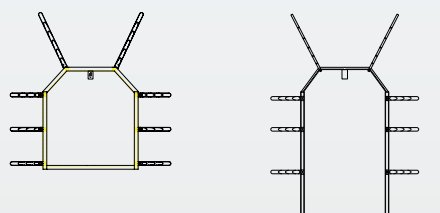
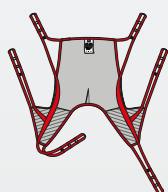
- Molift RgoSling Fabric Stretcher is suitable when hoisting in a normal sling would be inappropriate due to medical conditions
- Application easily performed
- Standard polyester fabric with padding of the head part
- Used with an 8-point sling bar

Size	Item no
XXS 	1721300
XS 	1721310
S 	1721320
M 	1721330
L 	1721340
XL 	1721350

Size	Groin straps	Item no
XXS-XS	single pack (order two for a pair)	1721700
S-M	single pack (order two for a pair)	1721720
L-XL	single pack (order two for a pair)	1721740

Size	Width x Length	Item no
M	450 x 1750 mm	1721520
L	650 x 1780 mm	1721530
XL	900 x 1830 mm	1721540





Molift RgoSling MediumBack Plus

Full body support for users weighing from 160 kg

- Provides full body support
- Straps with fixed loops and multiple height options
- Comfortable padded leg-support with dual straps
- Colour coded straps
- Split leg opening
- Can be used with a separate headrest

Molift RgoSling Repositioning sheet

An in-bed lift and positioning sheet

- Turning and transferring patients higher in the bed.
- Lifting from bed to another supine surface, stretcher etc
- Stays in bed - for comfortable and dignified care
- Saves time for caregivers
- Colour coded straps facilitate communication when attaching the straps equally on both sides

Size	MediumBack Plus	Size	Quantity	Repositioning sheet
L	1721940	L 1340 x W 1300 mm	1 pc	1721570
XL	1721950	L 1340 x W 1300 mm	10 pcs	1721570-C
		L 2150 x W 1250 mm	1 pc	1721550
		L 2150 x W 1250 mm	10 pcs	1721550-C

Maximum user weight: 500 kg



Molift EvoSling

Molift EvoSling is available in a wide range of models and sizes that ensure a solution, regardless of the user's needs. Molift EvoSlings are designed for a 2-point lifting bar.

Adjust with fixed loops

Hoisting loops on both head and leg supports allow the distance to the sling bar and the user's sitting angle to be adjusted.

Colour coding

Colour coding of hoisting loops helps you find the right fit.

Comfortable padding

Padding in back and leg support distributes the weight over a larger area, giving a much more comfortable lift for the user.

Labelling

Clear, practical information on a highly visible label. Washing instructions and technical information are found in a protective pocket at the back.

Guide strap

Guide straps assist with positioning during the lifting process.

Application pocket

Pockets in the back and on the leg supports make application easier.



Molift EvoSling

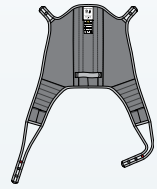
Molift has a long history of manufacturing high quality hoists and slings. Molift EvoSling is a portfolio of 2-point slings developed for the everyday needs in all healthcare settings.

Standard models: HighBack, MediumBack & LowBack

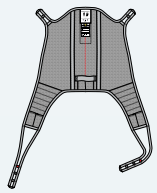
Our standard models are designed for all usual transfer situations and are suitable for most users. They are available in three different back heights: HighBack, MediumBack and LowBack. The padded version has polyester fabric with padded back and leg rests, and the net version has polyester net with padded leg rests.

Models with specific features

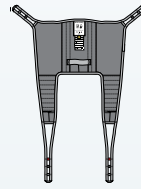
We know that users have many different requirements, so we've designed additional models with specific features to meet their needs, including the Molift EvoSling Hygiene and Molift EvoSling Ampu.



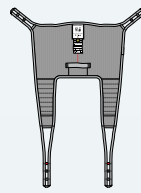
HighBack padded



HighBack net



MediumBack padded



MediumBack net



Molift EvoSling HighBack

Standard leg support opening

- Support for the entire back and the head
- Hoisting to and from lying or sitting position
- Hoisting from the floor
- All-round sling that fits most users
- Net version has padded legs for extra comfort

Molift EvoSling MediumBack

Standard leg support opening

- Suitable for a user with head control
- All-round sling that fits most users
- Net version has padded legs for extra comfort

Size	HighBack padded	HighBack net padded	Size	MediumBack padded	MediumBack net padded
XS <input type="checkbox"/>	1722810	1722710	XS <input type="checkbox"/>	1723010	1723110
S <input checked="" type="checkbox"/>	1722820	1722720	S <input checked="" type="checkbox"/>	1723020	1723120
M <input checked="" type="checkbox"/>	1722830	1722730	M <input checked="" type="checkbox"/>	1723030	1723130
L <input checked="" type="checkbox"/>	1722840	1722740	L <input checked="" type="checkbox"/>	1723040	1723140
XL <input checked="" type="checkbox"/>	1722850	1722750	XL <input checked="" type="checkbox"/>	1723050	1723150
XXL <input type="checkbox"/>	1722860	1722760	XXL <input type="checkbox"/>	1723060	1723160



Molift EvoSling LowBack

Standard leg support opening

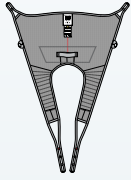
- Suitable for users with head control
- Comfortable reclined sitting position
- All-round sling that fits most users
- Net version has padded legs for extra comfort

Molift EvoSling Hygiene

Wide leg support opening

- Comfortable padding
- Belt for extra security
- For users with good core stability and muscle tonus
- Easy access sling, facilitate dressing and undressing

Size	LowBack padded	LowBack net padded	Size	LowBack padded
XS <input type="checkbox"/>	1722310	1722510	XS <input type="checkbox"/>	1722210
S <input type="checkbox"/>	1722320	1722520	S <input type="checkbox"/>	1722220
M <input type="checkbox"/>	1722330	1722530	M <input type="checkbox"/>	1722230
L <input type="checkbox"/>	1722340	1722540	L <input type="checkbox"/>	1722240
XL <input type="checkbox"/>	1722350	1722550	XL <input type="checkbox"/>	1722250
XXL <input type="checkbox"/>	1722360	1722560	XXL <input type="checkbox"/>	1722260



MediumBack
net padded



HighBack net



Molift EvoSling Ampu MediumBack













Narrow leg support opening

- For users with an amputated leg or reduced core stability or muscle tonus
- For user with head control
- Anti-slip material on part of the inside
- Reclined sitting position
- Comfortable leg padding
- Polyester net

Molift EvoSling Shadow HighBack

Standard leg support opening

- For users who need extra support
- Suitable for users in moulded seats
- Six straps gives more support, security and flexibility
- Arms can be placed inside or outside the sling
- Polyester net with thin webbing: no straps, seams, pockets or labels in the contact surface to the user

Size	MediumBack net padded	Size	HighBack
XS 	1723210	XXS 	1723900
S 	1723220	XS 	1723910
M 	1723230	S 	1723920
L 	1723240	M 	1723930
XL 	1723250	L 	1723940
XXL 	1723260	XL 	1723950



MediumBack

FlexiStrap

Molift EvoSling Comfort MediumBack

Full body support sling without split leg

- Ideal for users with joint problems or sensitivity to pain
- Can be left in the wheelchair underneath the user
- Polyester net, which provides good ventilation
- Red seam indicating the center line of the back, to facilitate correct application

Molift EvoSling FlexiStrap

Avoids heavy lifting of a leg or an arm

- Lifts a leg or arm to avoid heavy lifting
- The FlexiStrap available in two widths
- Padded polyester for comfortable lifting
- Pocket on one side to facilitate application

Size	MediumBack net	Version	Width x Length	FlexiStrap
XS <input type="checkbox"/>	1722610	Molift EvoSling FlexiStrap, standard	15 x 95 cm	1723310
S <input type="checkbox"/>	1722620	Molift EvoSling FlexiStrap, wide	25 x 95 cm	1723330
M <input type="checkbox"/>	1722630			
L <input type="checkbox"/>	1722640			
XL <input type="checkbox"/>	1722650			
XXL <input type="checkbox"/>	1722660			



Molift UnoSling

Disposable slings for single-patient use. An effective solution for infection prevention. Molift UnoSlings are designed to fit a 2-point or a 4-point sling bar.



Non-wash label

The symbol will change appearance if the product is accidentally washed.



2-point or 4-point

Suitable for use with either 2-point or 4-point sling bar.

Disposable for single-patient use

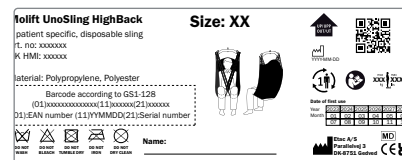
To prevent the transmission of infections, the sling is disposed of when soiled, or the patient no longer needs it.



Disposable product supplied in practical packaging, which makes it easy to store and take out a new sling when needed.

Label with user's name

All products have a large, clear label with practical information. The size is shown clearly and it is easy to add the user's name and date of first use, which ensures safe use.



Molift UnoSling

UnoSling is a portfolio of single-patient use slings (SPU), developed to meet the growing need in healthcare institutions, where infection risk prevention is of utmost importance.

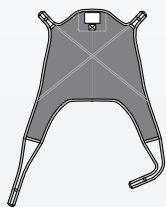
Benefits of single patient use products

Molift UnoSling stay with the patient throughout their stay at the facility and are disposed when they become dirty or damaged or when the patient leaves the facility.

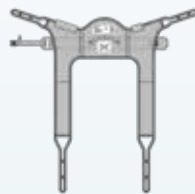
SPU products are essential to prevent healthcare-associated infections. This also enables cost savings and contributes to a more efficient operation for the facility by avoiding logistics and laundry costs. It also leads to easier storage of products that are always ready for use.

Models with specific features

Although being disposable products, Molift UnoSlings are still designed with high quality and patient comfort and safety in mind. Several models are available to meet the different requirements of users, for instance UnoSling HighBack, UnoSling Toilet, UnoSling Repositioning Sheet, UnoSling Ambulating Vest and UnoSling LimbLift.



HighBack



Toilet



Molift UnoSling HighBack

Standard leg support opening

- Fits most patients in common hoisting situations
- Hoisting to and from lying or sitting position
- Support for the entire back and head
- Suitable with 2- or 4-point sling bar

Molift UnoSling Toilet

LowBack sling with large leg opening

- For patients with good coor stability and muscle tone
- Facilitates dressing and undressing
- Easy to apply and remove
- Safety belt for extra security during hoisting
- Suitable with 2- or 4-point sling bar

Size	Pieces/pack	HighBack	Size	Pieces/pack	Toilet
S	20	3060020	S	5	3090020
M	20	3060030	M	5	3090030
L	20	3060040	L	5	3090040
XL	20	3060050	XL	5	P
XXL	10	3060050			

Maximum user weight 350 kg



Molift UnoSling StandUp

For use with active sit-to-stand hoists

- Useful for active sit-to-stand transfers
- The belt and non-slip lining provides extra safety and security
- Distributes the weight over the back, for comfortable support
- Compatible with 2-point loop-style sling bars

Molift UnoSling Ambulating Vest

For standing, gait and balance training

- Ensures a safe rehabilitation and early mobilisation
- Double buckles and non-slip lining for extra security
- Includes optional groin straps to prevent the vest from sliding up
- Suitable with a 2-point loop-style sling bar

Size	Pieces/pack	HighBack
S	5	3080020
M	5	3080030
L	5	3080040
XL	5	3080050

Maximum user weight 350 kg

Size	Pieces/pack	Ambulating Vest
S	5	3070020
M	5	3070030
L	5	3070040
XL	5	3070050

Maximum user weight 350 kg



LimbLift



Repositioning Sheet

Molift UnoSling LimbLift

Avoids heavy lifting of a leg or an arm

- Used during treatment, washing or examination
- For a leg, arm or other parts of the body
- Reduces the strain on caregivers
- Pocket on one side to facilitate application

Molift UnoSling Repositioning Sheet

Repositioning and supine transfers


- Can be used for a variety of care situations for bedridden patients
- For turning and moving higher in bed
- Can remain in bed under the patient
- Suitable for bariatric care

Variant	Size W x L	Pieces/pack	LimbLift	Size	Pieces/pack	Repositioning Sheet
Standard	150 x 950 mm	10	3100020	One size	10	1723900
Wide	250 x 950 mm	10	3100030			
Maximum user weight 200 kg				Maximum user weight 500 kg		



Slings facts

Materials



Polyester

The standard polyester fabric is durable and hard wearing. The material is easy to maintain and has a dirt repellent surface.



Polyester net

Hard wearing and durable soft net fabric, breathes well and dries quickly. Suitable for shower and bathing situations.



Durable polyester

Extra strong durable polyester fabric for products with a weight limit of up to 500 kg. The material is easy to maintain and dries quickly.



Non-woven

Non-woven polypropylene. Applies to all Molift UnoSling slings for single-patient use. Molift UnoSling Repositioning Sheet is an exception made of polyester/cotton.



Size	Recommended user weight		Washing instructions
	EvoSling & RgoSling	UnoSling	
XXS	12 - 17 kg	-	<p>All UnoSlings are disposable and should not be washed.</p> <p>Washing temperature 60-85°C / 140-185°F Washing at higher temperatures wears out the material faster.</p> <p>All slings except Molift UnoSlings, have a maximum user weight of 300 kg. Exceptions are specified under each product.</p>
XS	17 - 25 kg	-	
S	25 - 50 kg	25 - 50 kg	
M	45 - 95 kg	45 - 95 kg	
L	90 - 165 kg	90 - 165 kg	
XL	160 - 240 kg	160 - 350 kg	
XXL	230 - 300 kg	-	

Slings accessories



Molift EvoSling Support

Accessories for slings without head support
The head support is attached to the sling and its length can be adjusted as required using the plastic buckle. It gives the user support for the head and is a useful addition when the user requires more support.



Molift EvoSling Extension Loops

Straps for easier adjustment
Used to extend the hoisting straps or to keep the leg supports together.
N.B: Order 2 for a pair.



Molift EvoSling Soft Padding

For pressure-sensitive users
EvoSling Soft Padding consists of pressure-relieving padded sleeves which are slipped over the leg parts of slings with split-leg support. Washing 40 °C / 104 °F.



Molift Strap Marker

For marking a selected hoisting loop for head or leg support hoisting straps. Mark the hoisting loops selected during individual testing of the sling.



Molift RgoSling Extension Loops

Straps for easier adjustment
RgoSling: Used to extend the hoisting straps, flexible for 3 different length.
N:B: Order 2 for a pair.



Immedia SlingOn

When the user can't be turned onto their side Immedia SlingOn used with a folding technique makes it possible to apply the sling without first turning the user over to the side. Washing in 80 °C or 176 °F.

Product	Size	Item no.	Product	Extension	Item no.
Molift EvoSling Support	-	1723400	Molift RgoSling Extension loops (flexible)	+60, 180 or 260 mm	1721600
Molift EvoSling Soft Padding*	XS - M	1723710	Molift EvoSling Extension loop	+90 mm	1723510
Molift EvoSling Soft Padding*	L - XXL	1723740	Molift EvoSling Extension loop	+180 mm	1723520
Molift EvoSling Hygiene Soft Padding*	S - XXL	1723810			
Molift Strap Marker*	-	1723600			
Immedia SlingOn - Small*	800 x 1000 mm	IM437/S			
Immedia SlingOn - Medium*	800 x 1700 mm	IM438			
Immedia SlingOn - Large*	1200 x 1500 mm	IM437			

*Sold in pairs





Stretchers

Molift offers a range of accessories for different needs. One of them is the unique Molift Stretcher which can be used directly on a standard Molift 4-point sling bar.



Molift RgoSling Fabric Stretcher

A soft fabric hoisting device for horizontal transfers at hospitals and institutions

The soft stretcher option

Molift RgoSling Fabric Stretcher is a soft fabric hoisting device for hospitals and institutions. It is designed for horizontal transfers. Molift RgoSling Fabric Stretcher is suitable when hoisting in a normal sling would be inappropriate due to medical conditions, for example comatose or sedated patients that require a stable recumbent position. It is a comfortable alternative to a stretcher. Molift RgoSling Fabric Stretcher is compatible with Molift Partner 255 and Molift Air.

8-point sling bar

Hoisting with this product requires an 8-point sling bar. The sling bar is compatible with Molift Partner 255 and Molift Air. Molift Fabric Stretcher has integrated hoisting straps that are hooked directly to the sling bar, with some possibilities to adjust in length by using the loops. The multiple hoisting points provide an open and stable horizontal transfer.



Features

- Molift RgoSling Fabric Stretcher is suitable when hoisting in a normal sling would be inappropriate due to medical conditions.
- The application is easily performed, with an Immedia SlingOn, when the patient is in a horizontal position.
- Open and stable horizontal hoisting - the 8-point sling bar with multiple hoisting points provides an open and stable horizontal transfer.



Description		Item no.	Width outer	Medium	450 mm
Molift RgoSling Fabric Stretcher M		1721520		Large	650 mm
Molift RgoSling Fabric Stretcher L		1721530		Extra large	900 mm
Molift RgoSling Fabric Stretcher XL		1721540			
Material					
Molift Fabric Stretch:		Polyester			
Dimensions					
Length outer	Medium	1750 mm			
	Large	1780 mm			
	Extra large	1830 mm			
			60-85°		
			max 300 kg	max 660 lbs	
					CE
			* Whenever the safe working load between the hoist and the Fabric Stretcher differ, always refer to the lowest.		

Molift Stretcher

A flexible scoop stretcher, ideal for horizontal hoisting situations

Easy to use

Molift Stretcher is a scoop stretcher for hospitals and institutions. It is designed for horizontal transfers and when sling hoisting is considered inappropriate due to medical conditions. Molift Stretcher is an optimal solution for transfer of patients who are comatose or sedated, as well as patients with suspected spinal injuries and/or multiple fractures.

Ideal for emergency care


In combination with Molift standard 4-point sling bar, it is ideal for emergency care needs, when time is critical and the patient has limited mobility. Molift Stretcher can be divided in two parts in length and is therefore easy to place under the patient.

Molift Stretcher has five handles along each side, which provides a manual hoisting alternative from the floor and allows horizontal and lateral transfer between beds and surfaces.



Features

- A unique patented scoop design, for safe and efficient moving.
- Low total weight and easy to carry.
- A safe locking system - easily opened when unloaded - completely locked when loaded.
- Many possible uses and compatible with X-ray, CT and MRI. Designed for minimal shadow in X-ray.

Description	Item no.	Dimensions
Molift Stretcher MRI	2150108	Height 126 mm External length 1980 mm External width 630 mm
Material Plastic composite body, stainless steel locks		
Weight Total weight 14.5 kg Safe working load (SWL)* 300 kg		 * The SWL always dependent on the hoists SWL when less than the stretcher.
		CE



Etac is a world-leading developer of innovative assistive devices and patient handling equipment. Since 1973, we have been committed to improving quality of life for the individual, family members and caregivers.

For the products' intended purpose and latest information, please visit www.etac.com

Etac



+45 79 68 58 33



patienthandling@etac.com



www.etac.com

 **etac**®

Creating Possibilities