



 etac®

Etac Xact

For an active life

Etac Xact

Xact is built for everybody who wants to live their lives to the fullest by enjoying an active, lightweight, rigid wheelchair with swing-away leg supports. For young adults to seniors. For everybody putting their feet on the ground when transferring. For “every body’s” individual shape and need for stability. Xact is built for an active lifestyle.



One-of-a-kind

The 3A back system, makes Xact the only lightweight wheelchair with integrated adjustments for postural control. Xact is one-of-a-kind. A rigid frame with swing-away leg supports in which seating adjustment, lightness and propulsion efficiency emerge into a new era.

Ability Based Seating™

“Every body” has a unique body shape, and everybody’s ability level is unique. Seeking and meeting the user’s abilities by fine-tuning and adjusting the wheelchair for individual needs is our philosophy and vision. We call it Ability Based Seating™.

With the right adjustments, everybody can sit better and reduce fatigue, improve sitting tolerance throughout the day and making maneuvering and propulsion more efficient.



xact reasons

For an active life

When adjusting and fine-tuning Xact to suit the individual's needs and abilities it will create the potential for the user to live life to the fullest.

Xact is the wheelchair with 200 settings, add-ons and extras enabling a more active life – whilst enhancing your individual abilities.

9.8

Lightweight, from 9.8 kg with integrated adjustments for postural needs included. That is unique.

3A

Every body needs premium seating. Every day, for an active life style. 3A back system meets individual needs of shape and postural support. Adjust and adjust again for changing needs.

And there are many more settings, options, and features that makes Xact the right wheelchair right now and tomorrow, too.



3A back system for optimum support

3A back system is named after Altus, Altitudo, and Angulus, describing the unique built-in adjustments.

The 3A back system allows for sufficient support of the pelvis – the key for stable upper body posture since affecting the curvature of the spine. Supported seating has a positive influence on wheelchair propulsion and skills. Explore the adjustments of 3A and the simplicity of always-fit solutions.



Back-to-seat angle - Altus

The back-to-seat angle can be adjusted according to the most corrected posture of the pelvis or for long legs, thereby accommodating for a short or long seat depth (adjustable 8 cm).



Back height - Altitudo

Stepless adjustment of back height for “every body” every time.

* With back extension



Lumbar angle - Angulus

The unique lumbar adjustment provides contour following the spine to support the pelvis and the thoracic back.



Always fit solutions

The curved shape of the 3A back profile in combination with the tension adjustable strap back and always-fit accessories such as side cushions, wedges and back widening, etc. lets you create the shape and support needed.



Features



Seat height

Easy to adjust and adapt the seat height when needs change, for the same or new user. Learn how and what to consider in the user manual. Adjustable 10 cm in height.



Compact and lightweight

Compact when folded and with a transport weight from only 5.4 kg make Xact light and easy to bring with you wherever you go.



Propulsion effort


By proper fitting and low wheelchair weight, Xact minimizes the energy cost of propulsion. Weight distribution through the 3A back and rear wheel axle reflect both biomechanics and mechanics, which significantly influences propulsion.



Lightweight leg supports

Active swing-away leg supports have a reduced weight of 200 gr. Swing-away or detach to ease standing and low transfers as well as foot propulsion. Leave them standing upright on levelled surface for easy reach when needed.

Options



Seat depth

Two seat depth ranges based on the same chassi with different hinges for back support mounting. Stepless adjustment of depth is made by 3A back-to-seat and lumbar angle. Standard seat depth: 38-46 cm
Short seat depth: 35-43 cm.




Hand rims

Hard anodized aluminium handrim are both light and durable. If extra friction of the handrim are needed choose the plastic coated handrim. Always adjustable ergonomic spacer to get the right distans between the wheel and the handrim.



Rear wheels

The Maxx (22", 24", 25") rear wheel design and high-quality material construction provide increased rigidity and responsiveness. C6 (20") rear wheels as an option when lower seat height is needed.



Castors

Our lightest castor 5" 125 x 28 mm has an unique bearing protection design and a strong PU tyre. 4 - 6" castor as option depending on choice of seat height.



Tyres


Choose between high pressure tyres with a smooth surface for low rolling resistance or high pressure tyres with extra puncture proof.



Brakes

Discrete-designed scissor brake that does not interfere when transferring. Other options are knee lever brake with an angled handle that provides a larger gripping surface, one hand brake or attendant brake.


Accessories



Arm support, short

Lightweight with solid short 25 cm pad.
Detachable and height adjustable 23-29 cm from the seat frame.

Active L25 R..... item.no. 28855-1
Active L25 L..... item.no. 28855-2



Arm support, long

Lightweight with solid long 38 cm pad.
Detachable and height adjustable 23-29 cm from the seat frame.


Active L38 R..... item.no. 28856-1
Active L38 L..... item.no. 28856-2



Push handles, fixed

Mounted in the 3A back support profile, with a short grip of 7,5 cm.

Fixed.....item.no. 28875



Push handles, height adjustable

Height adjustable 15 cm with a short grip of 7,5 cm.


Active h adjitem.no. 28873



Mudguard

Adjustable in height, depth and angle.
Carbon fibre.

S cpl right item.no. 28548-1
S cpl left item.no. 28548-2
M cpl rightitem.no. 28547-1
M cpl leftitem.no. 28547-2



Attachment hip belt

Attachment for assembly of 2- and 4-point positioning belts. Delivered in a set of two, for assembly on both sides.

Attachment hip belt.....item.no. 28933



Crutch holder

Crutch and Cane holder in two parts; one cup and one strap.

Right/Leftitem.no. 28932



Anti-tippers

Swing-away, can be activated or deactivated by the user sitting in the wheelchair.

Anti-tip 1 pair sh 37,3-38,8 item.no. 24163
Anti-tip 2 cpl pair sh 40-41,3 item.no. 24164
Anti-tip 3 cpl pair sh 42,5-45 item.no. 24165
Anti-tip 4 cpl pair sh 46,3-47,5 item.no. 24166

Xact model	Item No.	Max user weight	Total width	Seat depth	Weight	Transport weight
Standard 35 cm	13250101	100 kg	55 cm	38 - 46 cm	9.8 kg	5.4 kg
Short 35 cm	13250102	100 kg	55 cm	35 - 43 cm	9.8 kg	5.4 kg
Standard 37.5 cm	13250103	100 kg	57.5 cm	38 - 46 cm	9.9 kg	5.5 kg
Short 37.5 cm	13250104	100 kg	57.5 cm	35 - 43 cm	9.9 kg	5.5 kg
Standard 40 cm	13250105	100 kg	60 cm	38 - 46 cm	10 kg	5.6 kg
Short 40 cm	13250106	100 kg	60 cm	35 - 43 cm	10 kg	5.6 kg
Standard 42.5 cm	13250107	100 kg	62.5 cm	38 - 46 cm	10.1 kg	5.7 kg
Short 42.5 cm	13250108	100 kg	62.5 cm	35 - 43 cm	10.1 kg	5.7 kg
Standard 45 cm	13250109	135 kg	65 cm	38 - 46 cm	10.3 kg	5.8 kg
Short 45 cm	13250110	135 kg	65 cm	35 - 43 cm	10.3 kg	5.8 kg
Standard 47.5 cm	13250111	135 kg	67.5 cm	38 - 46 cm	10.4 kg	5.9 kg
Short 47.5 cm	13250112	135 kg	67.5 cm	35 - 43 cm	10.4 kg	5.9 kg
Standard 50 cm	13250113	135 kg	70 cm	38 - 46 cm	10.4 kg	6 kg
Short 50 cm	13250114	135 kg	70 cm	35 - 43 cm	10.4 kg	6 kg

Weights and dimensions given are for a wheelchair with 3A back system, 24" Maxx wheels with high pressure tyres and hard aluminium handrims, scissor brakes, Front forks Alu S with 5" 125x28 castors, Active leg supports, and foot supports with short attachment tube. Transport weight as above excl rear wheels and leg-/foot supports. The measurements and weight given may vary by ± 2%.

Front seat height 40,5 - 50,5 cm (15¾-19,9")	Back support Back-to-seat angle -14° to +11° Back height 32 - 45cm, + 6 cm with back extension Lumbar angle +/-16°	Transport width Seat width + 18 cm(7")	Seat angle 4°
Rear seat height 37,5 - 47,5 cm (14¾-18¾")		Total length 83 (32½") - 93 cm (36½")	Camber 2,2°



Etac is a world-leading developer of innovative assistive devices and patient handling equipment. Since 1973, we have been committed to improving quality of life for the individual, family members and caregivers.

For the products' intended purpose and latest information, please visit www.etac.com

Etac



+46 371 587 330



info@etac.se



www.etac.com

 **etac**[®]

Creating Possibilities